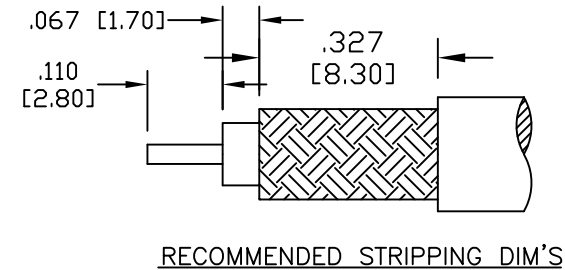
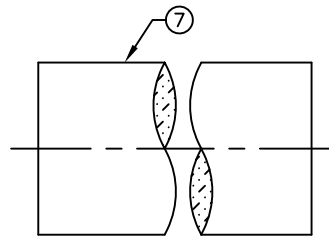
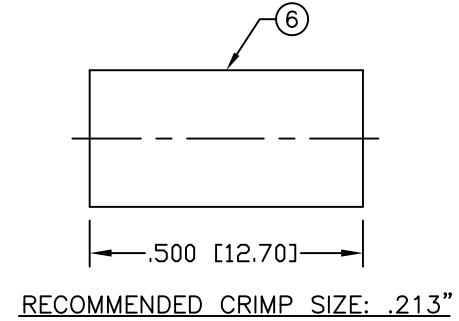
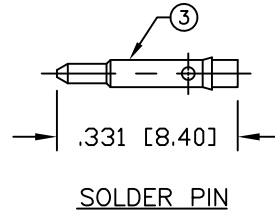
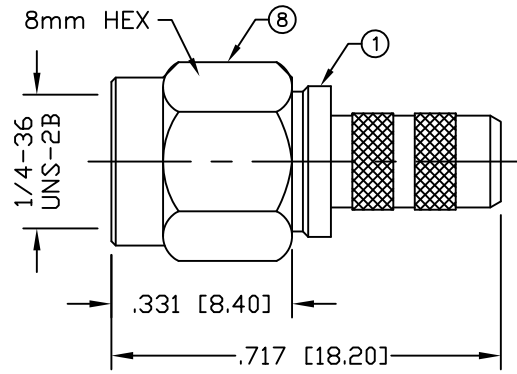


PART NO.		<b>RSA-3000-C</b>		
REV	DESCRIPTION	DWN	DATE	APPROVED
E	UPDATED DWG AND SPECS	CZS	02/21/21	JDMc



**SPECIFICATIONS:**

IMPEDANCE: 50 Ohms  
 FREQUENCY RANGE: 0-12.4 GHz  
 VSWR: 1.3 MAX.  
 INSULATION RESISTANCE: 5000 MΩ MIN.  
 TEMPERATURE RANGE: -65°C TO 85°C  
 FOR RG-58, 58A, 58C, 141, 141A, BELDEN 8240,  
 8262, 9201, 9203, 9310, 9311 & COMM/SCOPE 0268

8	SHELL	1	BRASS	GOLD
7	TUBING	1	HEAT SHRINK	BLACK
6	FERRULE	1	BRASS	NICKEL
5	RETAINING RING	1	Be.Cu.	NICKEL
4	GASKET	1	SILICONE	ORANGE
3	PIN	1	BRASS	GOLD
2	INSULATOR	1	PTFE	NATURAL
1	BODY	1	BRASS	NICKEL
#	DESCRIPTION	QTY	MATERIAL	FINISH

CUSTOMER OUTLINE DRAWING	
ALL DIMENSIONS ARE REFERENCE ONLY	
UNLESS OTHERWISE SPECIFIED: DIMENSIONS ARE IN INCHES AND [MILLIMETERS]	
DRAWN C. ZUÑIGA	02/21/21
CHECKED	
ORJ DRAWN K. MAXWELL	12/17/93

**RoHS COMPLIANT**

PROPRIETARY AND CONFIDENTIAL

THIS DRAWING CONTAINS INFORMATION PROPRIETARY TO RF INDUSTRIES, ANY UNAUTHORIZED USE OF THIS DRAWING IS EXPRESSLY PROHIBITED WITHOUT WRITTEN PERMISSION FROM RF INDUSTRIES. ANY VIOLATION IS PUNISHABLE UNDER U.S. COPYRIGHT LAWS.

**RFconnectors**  
 DIVISION OF RF INDUSTRIES, LTD. (858) 549-6345 FAX

RFINDUSTRIES.COM  
 7610 MIRAMAR RD.  
 SAN DIEGO, CA 92126  
 (858) 549-6340

**SMA PLUG, CRIMP**

CABLE GROUP C	DWG # <b>RSA-3000-C</b>	REVISION E
FORMAT A	SCALE NTS	CONTROL # 000000
		SHEET 1 OF 1