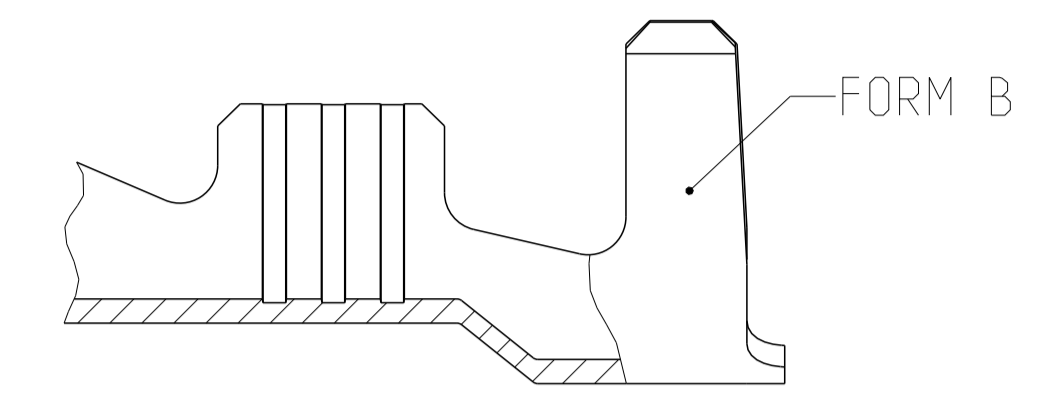
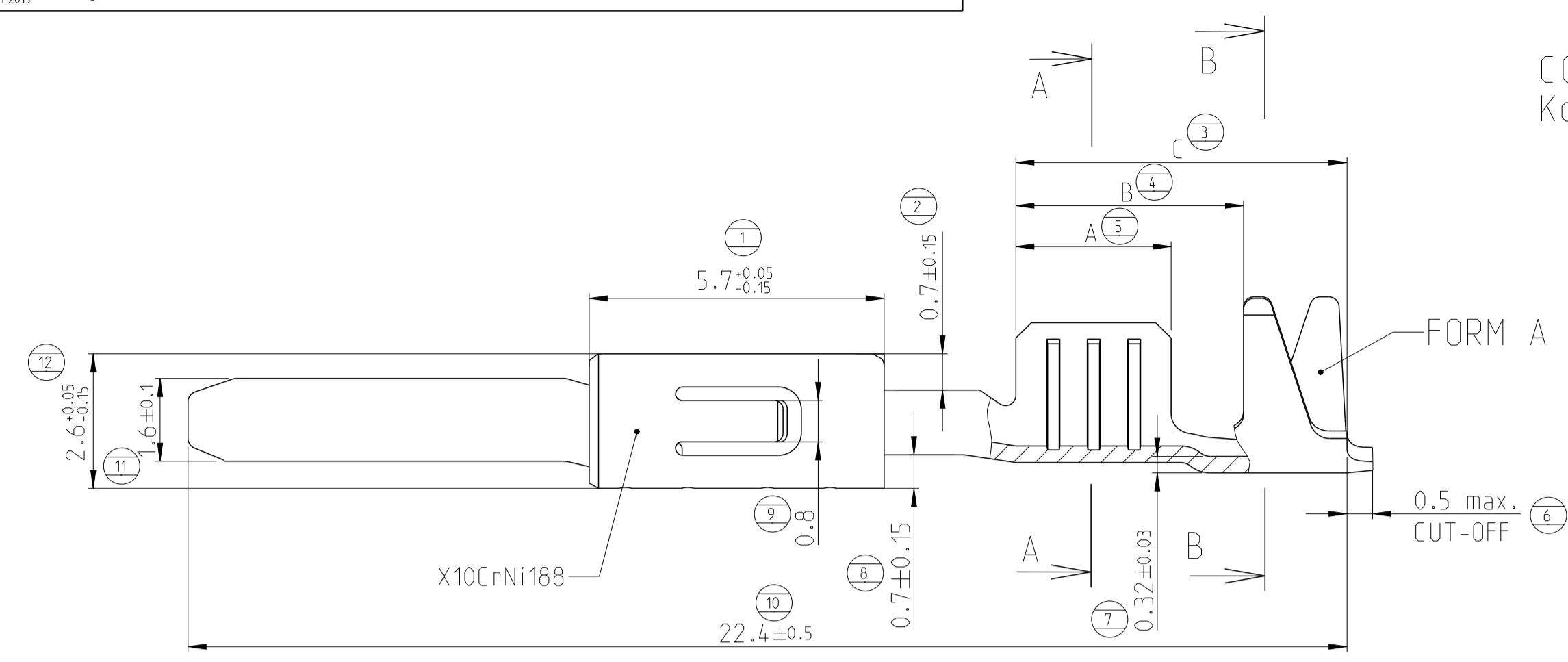
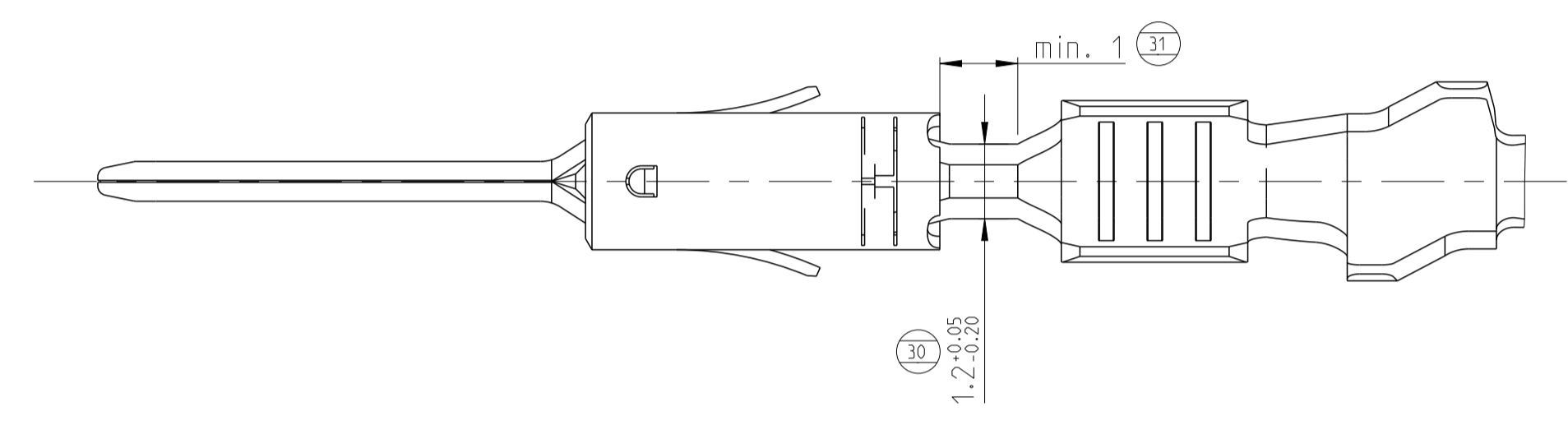
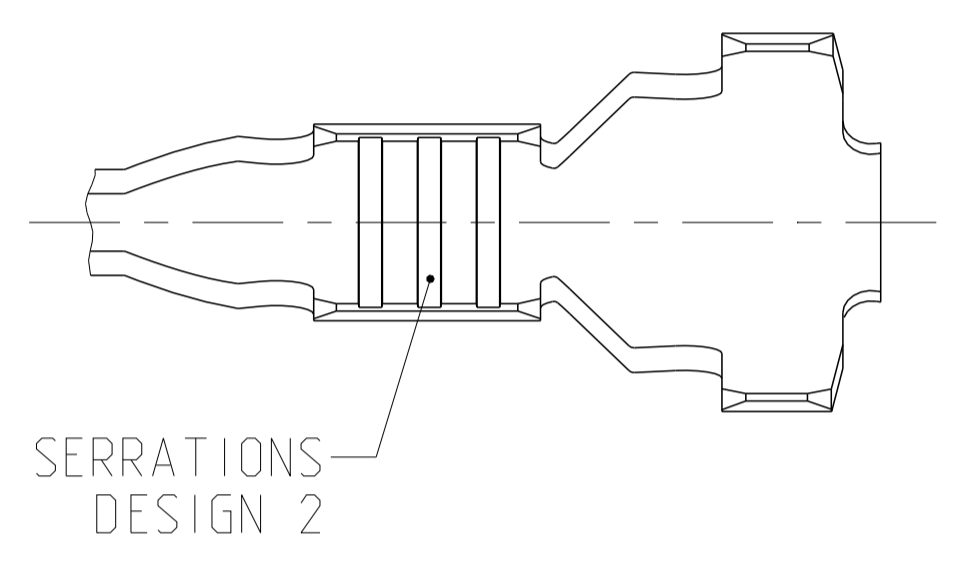
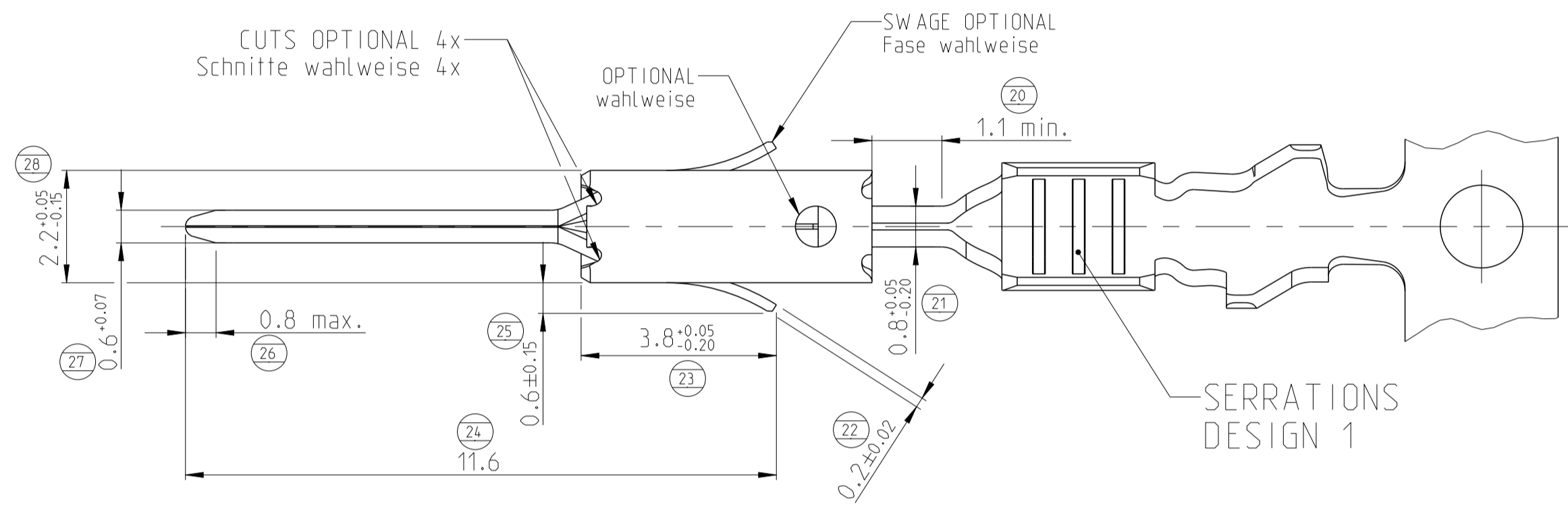
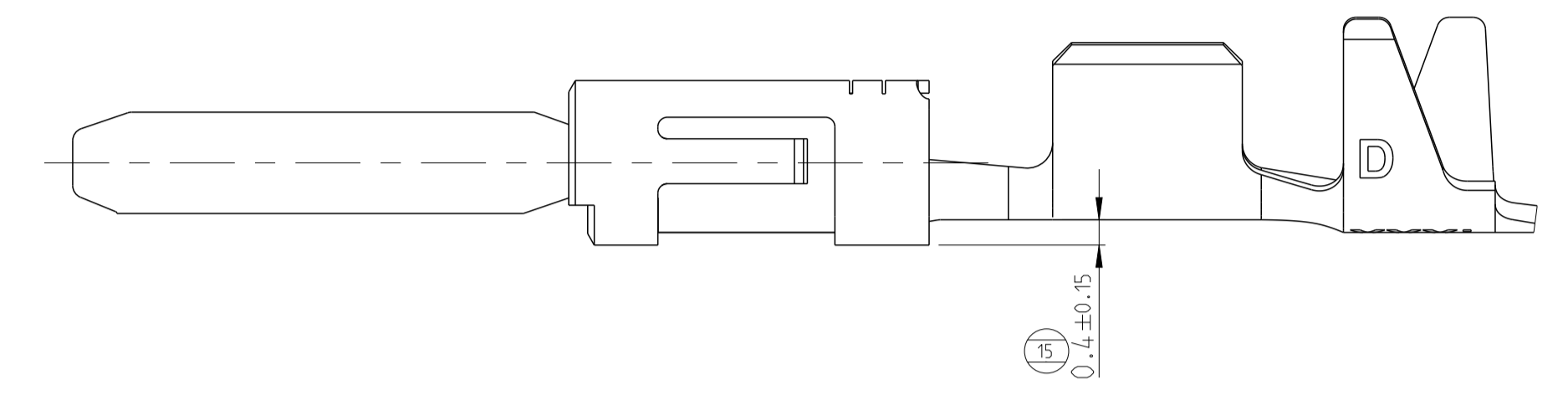


REVISIONS					
P.	LTN	DESCRIPTION	DATE	DMN	APVD
A18	ECR-16-006173		04MAY2016	MB	JK
A19	ECR-16-009404		22SEP2016	MB	JK
A20	ECR-17-005648		21OCT2017	MB	PSI
A21	ECR-18-014391		24SEP2018	SCK	RP

CONTACTS FOR FLR-CABLE
 Kontakte fuer FLR-Leitung

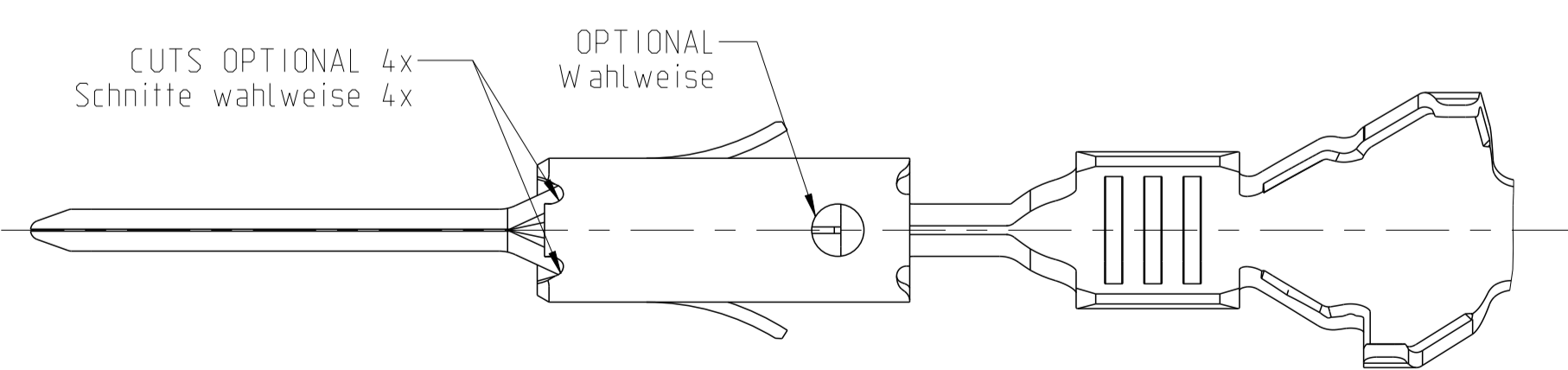
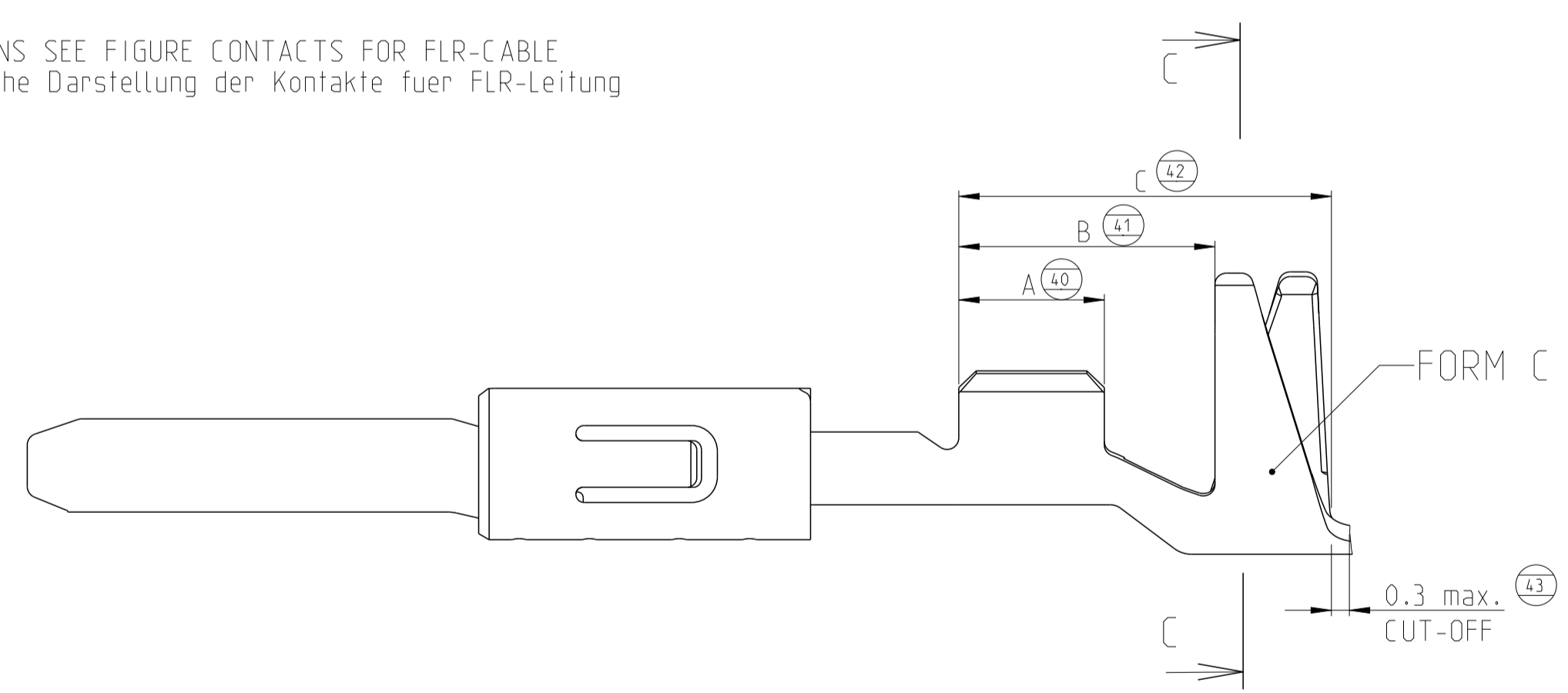


DESIGN 963898 / 963900 / 963904
 Ausfuehrung 963898 / 963900 / 963904

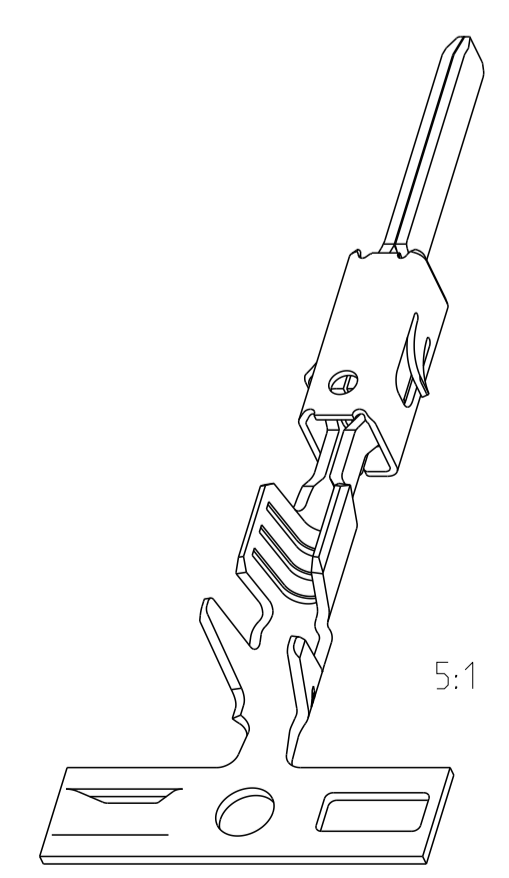
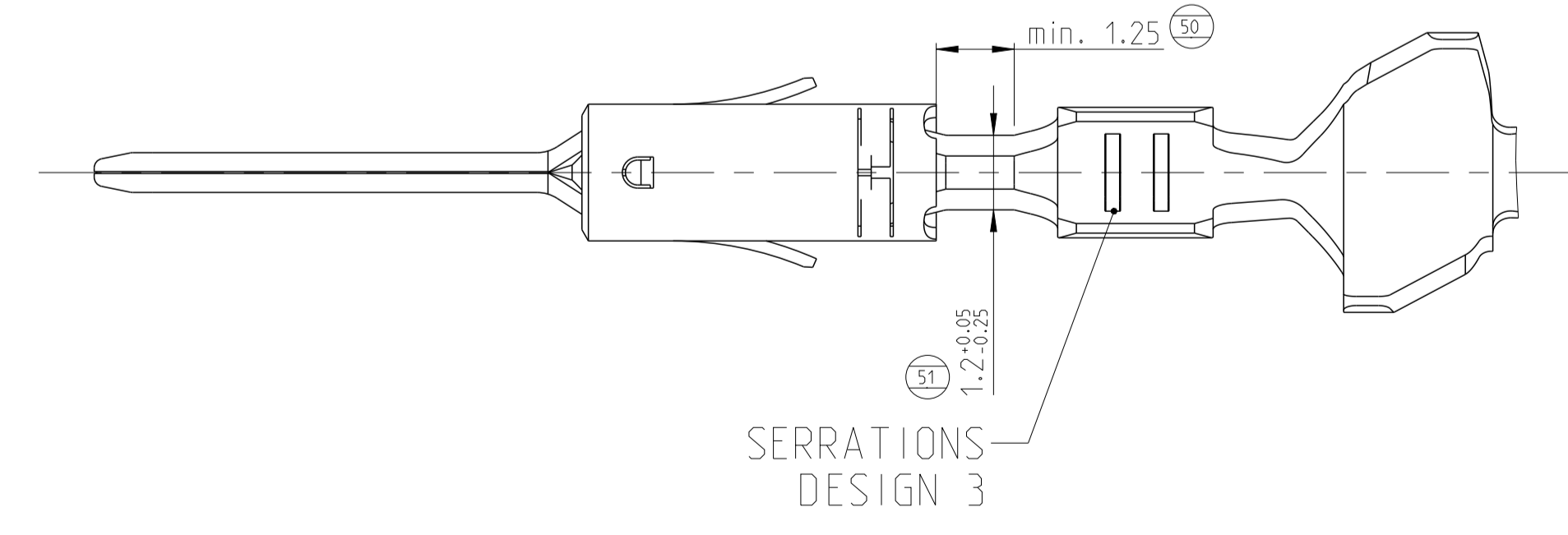
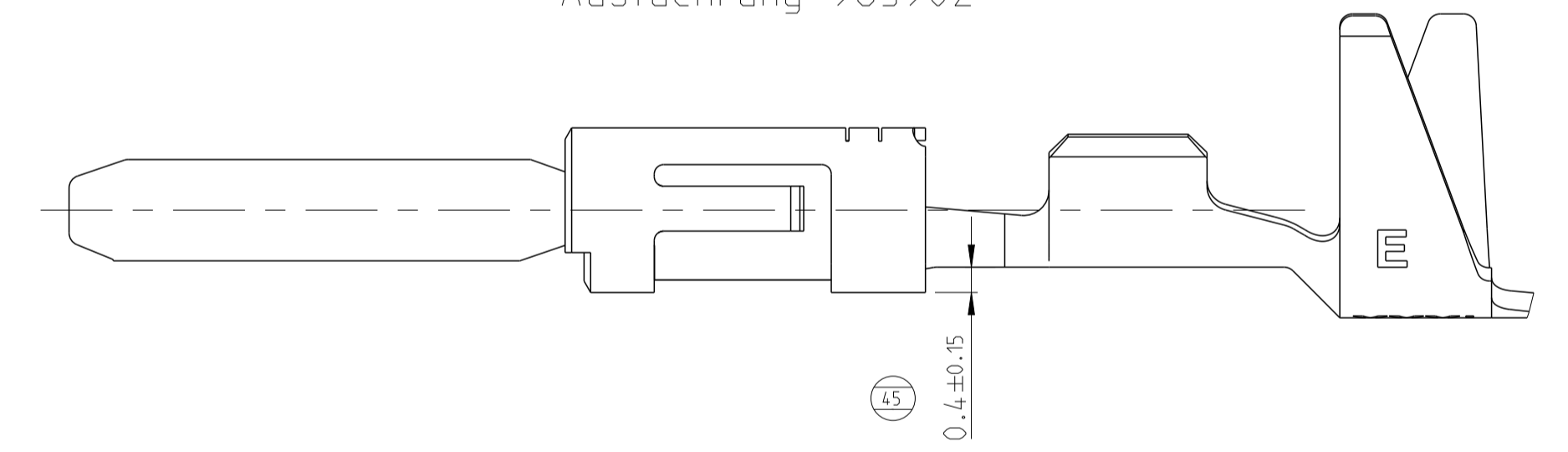


CONTACTS FOR SINGLE WIRE SEALING SYSTEM:
 FLR- AND FLK-CABLE
 Kontakte fuer Einzeldichtung-System:
 FLR- und FLK-Leitung

DIMENSIONS SEE FIGURE CONTACTS FOR FLR-CABLE
 Masse siehe Darstellung der Kontakte fuer FLR-Leitung

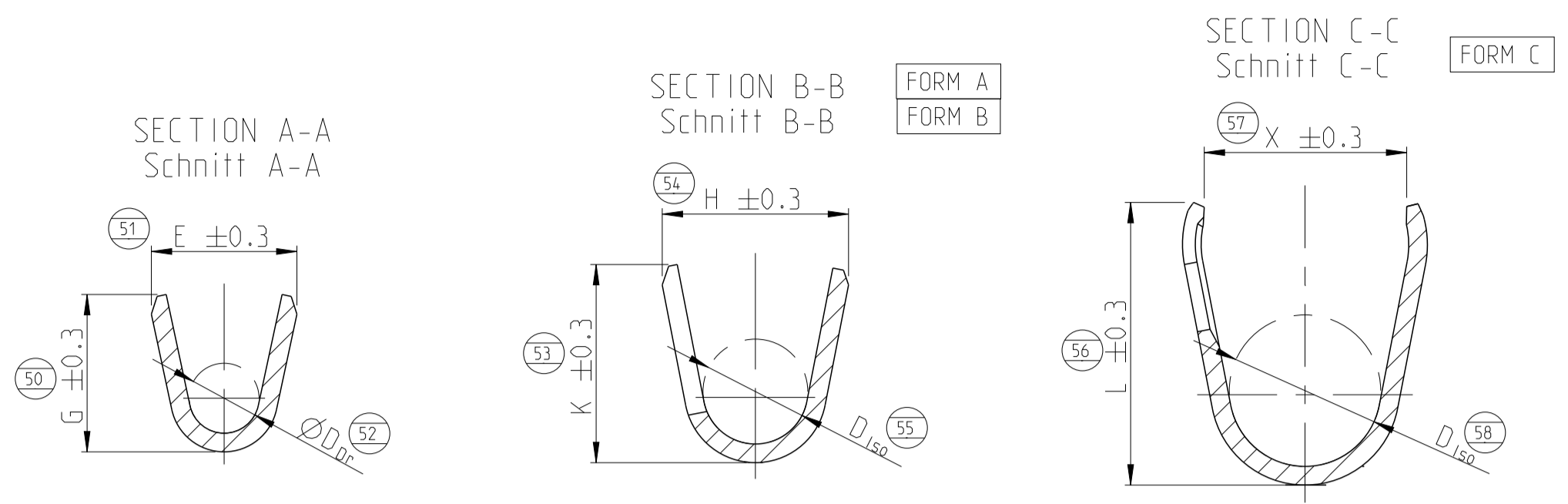


DESIGN 963902
 Ausfuehrung 963902



THIS DRAWING IS A CONTROLLED DOCUMENT.		DMN T. Bensch 11JUN1997	11JUN1997	STE TE Connectivity
DIMENSIONS: mm		CHK U. Muenk 11JUN1997	11JUN1997	
TOLERANCES UNLESS OTHERWISE SPECIFIED: mm		APVD M. Bleicher 02MAR2011	02MAR2011	NAME PRODUCT GROUP DRAWING TAB 1.6 x 0.6 Flachstecker 1.6 x 0.6
MATERIAL SEE TABLE sheet 2 siehe Tabelle		PRODUCT SPEC 108-18331	APPLICATION SPEC 114-18082	
FINISH SEE TABLE sheet 2 siehe Tabelle		WEIGHT -	SIZE A1	RESTRICTED TO CUSTOMER DRAWING
SCALE 10:1		SHEET 1 OF 2		REV A21

REVISIONS				
P.	LTN	DESCRIPTION	DATE	APPV
-	-	SEE SHEET 1	-	-



SINGLE WIRE SEAL / Einzelichtungssystem	TE ORDER-NO.	REV	DESIGN SERRATIONS	MATERIAL	SURFACE	DGB	INSULATION	SEE / siehe SECTION A-A Schnitt A-A	SEE / siehe SECTION B-B / C-C Schnitt B-B / C-C	HAND TOOL	INSERT	A	B	C	X	TE ORDER-NO.	CRIMP DATA AND CRIMP TOOL						
								E = 2.8 G = 3.0 D _{Dr} = 1.4	L = 4.9 D _{ISO} = 2.9														
UNSEALED / ungedichtet	1703278-5	A	1	CuSn4	5	1.5	1.95 - 2.4	E = 2.8 G = 3.0 D _{Dr} = 1.4	L = 4.9 D _{ISO} = 2.9	169400-0 539635-1	539960-1	-	3.0	4.4	6.4	3.6	SEE APPLICATION SPECIFICATION 114-18082 siehe Verarbeitungsspezifikation 114-18082						
	1703278-2	A	1	CuFe2	4	0.5 - 1.0	1.4 - 2.1	E = 2.5 G = 2.7 D _{Dr} = 1.2	L = 4.8 D _{ISO} = 2.7									539612-1 539663-2	3.0	4.4	6.4	3.3	-
	2-964269-2	A	1	CuFe2	5																		
	964269-5	A	1	CuSn4	5																		
	964269-3	E	1	CuSn4	1	0.5 - 1.0	1.4 - 2.1	E = 2.6 G = 2.8 D _{Dr} = 1.2	H = 4.5 K = 4.8 D _{ISO} = 2.7									539651-2	3.0	4.6	7.0	-	
	964269-2	D	1	CuFe2	4																		
	963904-3	G	1	CuSn4	1																		
	963904-2	F	1	CuFe2	4	0.35	1.15 - 1.6	E = 2.4 G = 2.3 D _{Dr} = 1.0	L = 4.8 D _{ISO} = 2.6									539663-2	2.5	4.4	6.4	3.3	
	963904-1	F	1	CuSn4	4																		
	2141884-5	A	2	CuSn4	5																		
	2141884-3	B	2	CuSn4	1	0.2 - 0.5	1.15 - 1.6	E = 2.1 G = 2.1 D _{Dr} = 0.8	X = 4.3 L = 4.8 D _{ISO} = 2.6									539612-1 539663-2	2.5	4.4	6.4	3.3	
	2-2141884-2	A	2	CuFe2	5																		
	2141884-2	A	2	CuFe2	4																		
	969028-5	A	3	CuSn4	5	0.2 - 0.5	1.15 - 1.6	E = 2.1 G = 2.1 D _{Dr} = 0.8	H = 4.5 K = 4.8 D _{ISO} = 2.7									539651-2	2.5	4.6	7.0	-	
	969028-3	E	3	CuSn4	1																		
	969028-2	D	3	CuFe2	4																		
	963902-3	E	3	CuSn4	1	0.2 - 0.5	1.15 - 1.6	E = 2.1 G = 2.1 D _{Dr} = 0.8	H = 3.5 K = 3.9 D _{ISO} = 1.9									169400-0 539635-1	-	3.0	4.4	6.4	-
	963902-2	D	3	CuFe2	4																		
963902-1	D	3	CuSn4	4																			
1241846-5	A	1	CuSn4	5	1.5	2.2 - 2.4	E = 2.5 G = 2.8 D _{Dr} = 1.2	H = 3.7 K = 3.9 D _{ISO} = 1.8	-	-	3.0	4.6	6.2	-									
1241846-3	B	1	CuSn4	1																			
1241846-2	A	1	CuFe2	4																			
1241846-1	A	1	CuSn4	4	0.5 - 1.0	1.4 - 2.1	E = 2.5 G = 2.7 D _{Dr} = 1.2	H = 3.2 K = 3.4 D _{ISO} = 1.8	539612-1 539663-2	3.0	4.4	6.4	-										
969079-3	C	1	CuSn4	1																			
969079-2	B	1	CuFe2	4																			
964267-4	A	1	CuSn4	5	0.5 - 1.0	1.4 - 2.1	E = 2.6 G = 2.8 D _{Dr} = 1.2	H = 3.2 K = 3.4 D _{ISO} = 1.8	539651-2	3.0	4.6	7.0	-										
964267-3	D	1	CuSn4	1																			
964267-2	C	1	CuFe2	4																			
964267-1	C	1	CuSn4	4	0.5 - 1.0	1.4 - 2.1	E = 2.1 G = 2.1 D _{Dr} = 0.8	H = 2.9 K = 2.9 D _{ISO} = 1.4	539651-2	2.5	4.6	7.0	-										
963900-4	E	1	CuSn4	1																			
963900-3	E	1	CuSn4	1																			
963900-2	D	1	CuFe2	4	0.2 - 0.5	1.15 - 1.6	E = 2.4 G = 2.3 D _{Dr} = 1.0	H = 2.9 K = 2.9 D _{ISO} = 1.4	539633-2	2.5	4.4	6.4	-										
963900-1	D	1	CuSn4	4																			
963898-3	E	3	CuSn4	1																			
963898-2	D	3	CuFe2	4	0.2 - 0.35	1.15 - 1.6	E = 2.1 G = 2.1 D _{Dr} = 0.8	H = 2.9 K = 2.9 D _{ISO} = 1.4	539612-1 539663-2	2.5	4.4	6.4	-										
963898-1	D	3	CuSn4	4																			
2141882-3	B	2	CuSn4	1																			
2141882-2	A	2	CuFe2	4	0.2 - 0.35	1.15 - 1.6	E = 2.1 G = 2.1 D _{Dr} = 0.8	H = 2.9 K = 2.9 D _{ISO} = 1.4	-	-	2.5	4.4	6.4	-									
964265-5	A	3	CuSn4	5																			
964265-3	D	3	CuSn4	1																			
964265-2	C	3	CuFe2	4																			

- 1 CONTACT AREA SELECTIVE GOLD 0.8µm MIN. OVER NICKEL.
WIRE CRIMP AREA ELECTRO TIN PLATED 1µm MIN. OVER NICKEL
Kontaktzone selectiv vergoldet 0.8µm min. ueber Ni
Drahtcrimpbereich gal. verzinkt 1µm min. ueber Ni
- 2 FOR DOUBLE- AND SINGLE TERMINATION
fuer Doppel- und Einzelanschlage
- 3 SINGLE WIRE SEAL TO BE SELECTED ACCORDING TO INSULATION-DIA
ACCORDING TO APPLICATION SPECIFICATION 114-18082
Auswahl der Eubzeldichtung entsprechend dem Isolationsdurchmesser nach
Verarbeitungsspezifikation 114-18082
- 4 TIN PLATED
vorverzinkt
- 5 CONTACT AREA SELECTIVE SILVER 3µm MIN. OVER NICKEL.
WIRE CRIMP AREA ELECTRO TIN PLATED 1.5µm MIN. OVER NICKEL
Kontaktzone selectiv versilbert 3µm min. ueber Ni
Drahtcrimpbereich gal. verzinkt 1.5µm min. ueber Ni
- 6 DIFFERENT TOOL DETAILS
FUNCTION AND HANDLING WITH ALL DETAILS CONTINUOUSLY
SUPPLY AFTER AVAILABILITY
Verschiedene Werkzeugausfuehrungen
Funktion und Handhabung bei allen Ausfuehrungen gleich
Lieferung nach Verfuegbarkeit

TE ORDER-NO.	REV	DESIGN SERRATIONS	MATERIAL	SURFACE	DGB	INSULATION	STRIP FORM WIRE CRIMP Drahtcrimp	INSUL. CRIMP Isolationscrimp Bandware	HAND TOOL	INSERT	A	B	C	X	TE ORDER-NO.	CRIMP DATA AND CRIMP TOOL
		Ausfuehrung Serrations	Werkstoff	Oberflaeche	mm ²	Isolations	CRIMP DIMENSION mm Crimpabmessungen mm		Handzange	Matrize	DIMENSION mm Abmessung mm				Ausdrueckwerkzeug	Crimpdaten und Crimpwerkzeuge

THIS DRAWING IS A CONTROLLED DOCUMENT. OWN: T. Bertsch 11JUN1997
 CHK: U. Muenk 11JUN1997
 APPV: M. Bleicher 02MAR2011

STE TE Connectivity

PRODUCT GROUP DRAWING
 TAB 1.6 x 0.6 TYPE A
 Flachsfecker 1.6 x 0.6 Typ A

SIZE: A1 CAGE CODE: 00779 DRAWING NO: 114-18082
 RESTRICTED TO: CUSTOMER DRAWING

SCALE: 10:1 SHEET: 2 OF 2 REV: A21