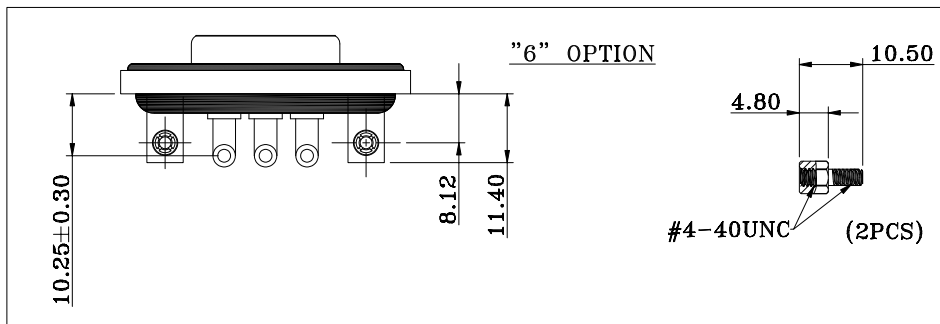
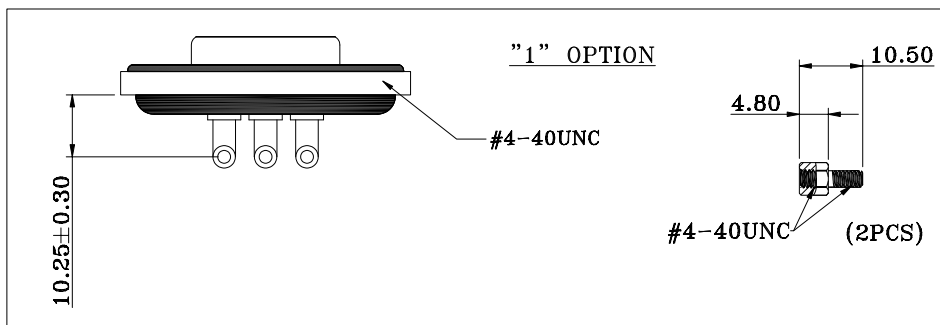


HARDWARE OPTIONS



NOTE:

MATERIAL

HOUSING	PBT UL94V-0, BLACK
FLANGE	PBT UL94V-0, BLACK
CONTACT	BRASS, PLATING P/N KEY BELOW
SHELL	STEEL, NICKEL
O-RING	SILICONE
SEALING COMPOUND	EPOXY
HARDWARE	BRASS; NICKEL PLATED

ELECTRICAL

POWER CONTACT RATED CURRENT	P/N KEY BELOW
VOLTAGE	1000 VAC 1 MIN
INSULATOR RESISTANCE	5 GOhms MIN.
POWER CONTACT RESISTANCE	2.0 mOhms MAX.
WATER PROOF	IP67

ENVIRONMENT

OPERATION TEMPERATURE	-25°C TO +85°C
-----------------------	----------------

CDFR3W3213LYYY

- SERIES \_\_\_\_\_
- CDF = COMBO DSUB FLANGE
- CONTACT TYPE \_\_\_\_\_
- R = RIGHT ANGLE PCB MOUNT
- POSITION \_\_\_\_\_
- 3W3
- GENDER \_\_\_\_\_
- 2 = FEMALE
- POWER CONTACT AMPERAGE \_\_\_\_\_
- 2 = 20 AMPS
- 4 = 40 AMPS
- HARDWARE OPTIONS \_\_\_\_\_
- 1 = 4-40 THREADED INSERTS/4-40 JACKSCREWS
- 6 = 4-40 THREADED BRACKETS &  
        BOARD LOCKS/4-40 JACKSCREWS
- CONTACT PLATING OPTIONS \_\_\_\_\_
- 1 = GOLD FLASH
- 2 = 30u" GOLD PLATING

RoHS COMPLIANT



THESE DRAWINGS AND SPECIFICATIONS ARE THE PROPERTY OF NorComp AND SHALL NOT BE REPRODUCED, COPIED OR USED AS THE BASIS FOR THE MANUFACTURE OR SALE OF APPARATUS WITHOUT WRITTEN PERMISSION.

DRAWN:  
J. KADEL  
DATE:  
04/07/2020

TOLERANCES

X.	±0.40
.X	±0.30
.XX	±0.20
.XXX	±0.10

UNITS = mm

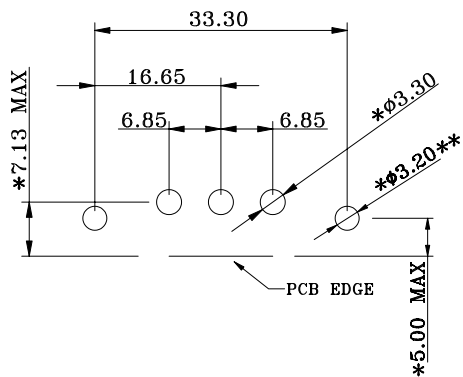
DO NOT SCALE FROM DRAWING



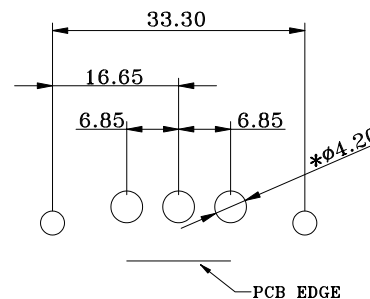
SCALE: NTS	SHEET 1 OF 2	REV 1
DWG NO. CDFR3W3213LYYY		

**\*\* $\phi$ 3.20MM HOLES NOT NEEDED FOR "1" HARDWARE OPTION**

20 AMP CONFIGURATION



40 AMP CONFIGURATION



RECOMMENDED PCB LAYOUT

\*TYPICAL // HOLE SIZE MAY NOT BE SUITABLE FOR YOUR SPECIFIC APPLICATION

RoHS COMPLIANT



THESE DRAWINGS AND SPECIFICATIONS ARE THE PROPERTY OF NorComp AND SHALL NOT BE REPRODUCED, COPIED OR USED AS THE BASIS FOR THE MANUFACTURE OR SALE OF APPARATUS WITHOUT WRITTEN PERMISSION.

DRAWN:  
J. KADEL  
DATE:  
04/07/2020

TOLERANCES  
X. ±0.40  
.X ±0.30  
.XX ±0.20  
.XXX ±0.10

UNITS = mm

DO NOT SCALE FROM DRAWING

NorComp

SCALE: NTS	SHEET 2 OF 2	REV 1
DWG NO. CDFR3W3213LYYY		