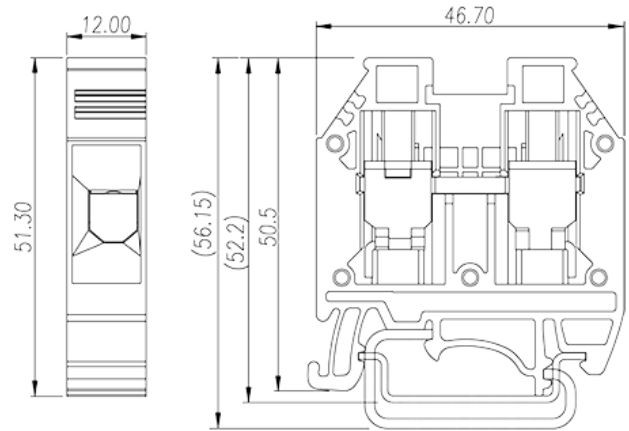



# DK16H

DIN Rail Terminal Blocks &gt; Screw Connection

Date:2023-08-01Version:1.2



The web catalog is for reference only. Dinkle remains the right of product modification and engineering change of the design. The final product is made according to engineering drawing.

## Product Description

M5, 600V, 100A, Beige (default)

## General information

Short description	DIN rail terminal blocks, Feed through terminal blocks
Category	Feed through terminal blocks
Color	Beige (default)
Connection method	Screw connection
Type of locking	Rail mounting
Length (mm)	48
Width (mm)	12
Height (mm)	51.3
Number of positions	□1P
Level	Single level
Connection points	2

## Material information

Insulation material	PA
Insulation material group	I
Flame retardant rating , compliant with UL94	V0

Insulation resistance

 $\geq 500M\Omega$  at DC 500V

## Connection data-IEC

Rated voltage (V)	1000
Rated current (A)	101
Rated voltage (III/3)(V)	1000
Rated impulse voltage (II/2)(KV)	8
Rated impulse voltage (III/2)(KV)	8
Rated impulse voltage (III/3)(KV)	8
Conductor cross section solid. min (mm <sup>2</sup> )	1.5
Conductor cross section solid.max (mm <sup>2</sup> )	25
Conductor cross section stranded. min (mm <sup>2</sup> )	1.5
Conductor cross section stranded. max (mm <sup>2</sup> )	25
Conductor cross section flexible, with min ferrule without plastic sleeve (mm <sup>2</sup> )	1.5
Conductor cross section flexible, with max ferrule without plastic sleeve (mm <sup>2</sup> )	16
Conductor cross section flexible, with min ferrule with plastic sleeve (mm <sup>2</sup> )	1.5
Conductor cross section flexible, with max ferrule with plastic sleeve (mm <sup>2</sup> )	16
2 conductors with same cross section, solid, min (mm <sup>2</sup> )	1.5
2 conductors with same cross section, solid, max (mm <sup>2</sup> )	6
2 conductors with same cross section, stranded, min (mm <sup>2</sup> )	1.5
2 conductors with same cross section, stranded, max (mm <sup>2</sup> )	6
2 conductors with same cross section flexible, with min ferrule without plastic sleeve (mm <sup>2</sup> )	1.5
2 conductors with same cross section flexible, with max ferrule without plastic sleeve (mm <sup>2</sup> )	6
2 conductors with same cross section flexible, min twin ferrules with plastic sleeve (mm <sup>2</sup> )	1.5
2 conductors with same cross section flexible, max twin ferrules with plastic sleeve (mm <sup>2</sup> )	10
Screw thread	M5
Slotted screwdriver size (Blade thickness x Width)(mm)	1.0x5.5
Philips screwdriver size	PH2
Rated torque (N.m)	2.5~3.4

Recommend tightening torque. min (N.m)	2.5
Recommend tightening torque. max (N.m)	3.4
Stripping Length (mm)	13~15
Mounting rail	TS-35
End cover plate required	YES
Grounding connections	NO

## Connection data-UL

Rated voltage (UL/CUL Group B)(V)	600
Rated current (UL/CUL Group B)(A)	100
Rated voltage (UL/CUL Group C)(V)	600
Rated current (UL/CUL Group C)(A)	100
Min. solid wire connection (AWG) acc. to UL/CUL	14
Max. solid wire connection AWG acc. to UL/CUL	3
Min. stranded wire connection AWG acc. to UL/CUL	14
Max. stranded wire connection AWG acc. to UL/CUL	3

## Environment & Safety

Back of the hand protection (YES or NO)	YES
Finger protection (YES or NO)	YES
Operating temperature. max (°C)	120
Operating temperature. min (°C)	-40

## UL Recognized

Wire Range (Group B)(AWG)	14~3
Rated voltage (Group B)(V)	600
Rated current (Group B)(A)	100
Wire Range (Group C)(AWG)	14~3
Rated voltage (Group C)(V)	600
Rated current (Group C)(A)	100

## CUL Recognized

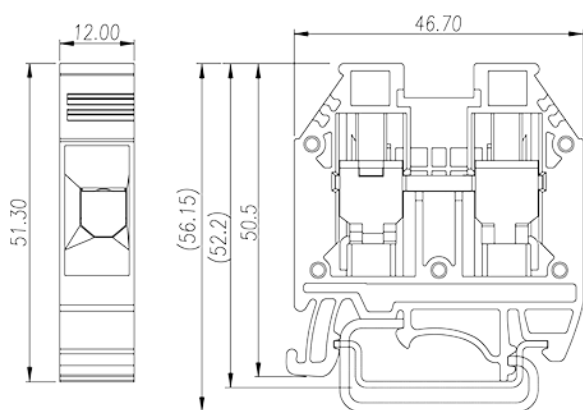
Wire Range (Group B)(AWG)	14~3
Rated voltage (Group B)(V)	600
Rated current (Group B)(A)	100

Wire Range (Group C)(AWG)	14~3
Rated voltage (Group C)(V)	600
Rated current (Group C)(A)	100

## VDE Approval

Wire Range (mm <sup>2</sup> )	1.5~25
Rated voltage (V)	1000
Rated current (A)	101

## Drawings



- Without jumper 600V/100A at torque value 2.5~3.4Nm
- With Jumper DS16:  
600V/95A at torque value 2.5Nm; 600V/100A at torque value 3.4Nm
- With jumper CSC-16:  
600V/90A at torque value 2.5Nm; 600V/100A at torque value 3.4Nm



circuit diagram

## Approvals

