



MATERIAL

Zinc-plated steel (RMC) or stainless steel (RMC-HF-SST) housing and threaded insert, hook-shaped or eyelet-shaped.

STANDARD EXECUTIONS

- **RMC-HF**: hard ferrite magnet, resistant to temperatures up to 200°C.
- **RMC-HF-SST**: hard ferrite magnet, resistant to temperatures up to 220°C.
- **RMC-HF-A**: hard ferrite magnet, resistant to temperatures up to 200°C, with hook-shaped, insert.
- **RMC-HF-B**: hard ferrite magnet, resistant to temperatures up to 200°C, with eyelet-shaped insert.
- **RMC-SC**: (SmCo) Samarium cobalt magnet, resistant to temperatures up to 200°C.
- **RMC-ND**: (NdFeB) Neodymium- iron-boron magnet, resistant to temperatures up to 80°C.

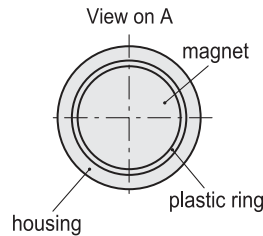
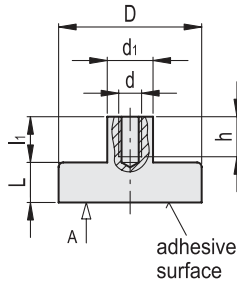
See Guidelines for the choosing (on page 1180).

FEATURES AND APPLICATIONS

RMC flat retaining magnets are shielded magnetic systems with high performances and moderate overall dimensions. Owing to the lower magnetic conductivity of stainless steel, the adhesive forces of the RMC-HF-SST executions are lower than those of the zinc-plated steel RMC executions.



RMC-HF
RMC-HF-SST



Conversion Table
1 mm = 0.039 inch

D			
mm	inch	mm	inch
6	0.24	32	1.26
8	0.31	40	1.57
10	0.39	50	1.97
13	0.51	63	2.48
16	0.63	80	3.15
20	0.79	100	3.94
25	0.98	125	4.92

RMC-HF

METRIC

Code	Description	D	d	L	h	d1	l1	Nominal adhesive forces* [N]	⚖️
501201	RMC-HF-10-M3	10 +0.1/-0.1	M3	4.5 +0.2/-0.1	5	6 +0.1/-0.1	7	4	3
501203	RMC-HF-13-M3	13 +0.1/-0.1	M3	4.5 +0.2/-0.1	5	6 +0.1/-0.1	7	10	4
501205	RMC-HF-16-M3	16 +0.1/-0.1	M3	4.5 +0.2/-0.1	5	6 +0.1/-0.1	7	18	6
501207	RMC-HF-20-M3	20 +0.1/-0.1	M3	6 +0.2/-0.1	5	6 +0.1/-0.1	7	30	11
501209	RMC-HF-25-M4	25 +0.1/-0.1	M4	7 +0.3/-0.1	7	8 +0.1/-0.1	8	40	20
501211	RMC-HF-32-M4	32 +0.1/-0.1	M4	7 +0.3/-0.1	7	8 +0.1/-0.1	8	80	31
501213	RMC-HF-40-M5	40 +0.2/-0.1	M5	8 +0.4/-0.1	9	10 +0.1/-0.1	10	125	59
501215	RMC-HF-50-M6	50 +0.2/-0.1	M6	10 +0.5/-0.1	11	12 +0.1/-0.1	12	220	111
501217	RMC-HF-63-M8	63 +0.3/-0.1	M8	14 +0.5/-0.1	14	15 +0.1/-0.1	16	350	242
501219	RMC-HF-80-M10	80 +0.5/-0.1	M10	18 +0.5/-0.1	15	20 +0.1/-0.1	16	600	500
501221	RMC-HF-100-M12	100 +0.5/-0.1	M12	22 +0.5/-0.1	18	22 +0.1/-0.1	21	900	948
501223	RMC-HF-125-M14	125 0.5/-0.1	M14	26 +0.5/-0.1	20	25 +0.1/-0.1	24	1300	1732

RMC-HF-SST

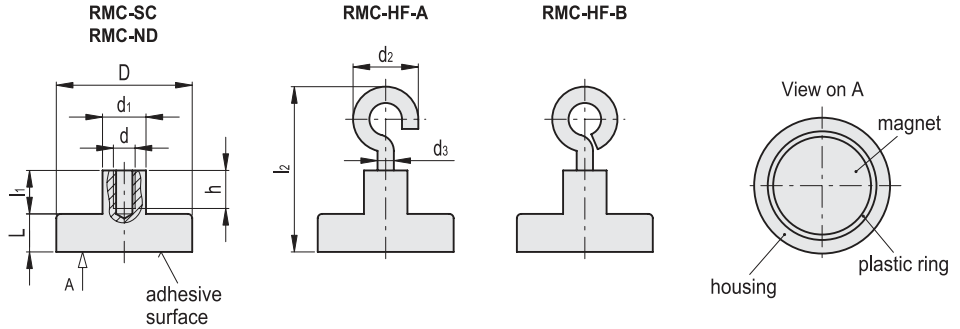
INOX STAINLESS STEEL

METRIC

Code	Description	D	d	L	h	d1	l1	Nominal adhesive forces* [N]	⚖️
501281	RMC-HF-SST-25	25 +0.1/-0.1	M5	7 +0.3/-0.1	9	8	9	32	20
501283	RMC-HF-SST-32	32 +0.1/-0.1	M5	7 +0.3/-0.1	9	8	9	64	31
501285	RMC-HF-SST-40	40 +0.2/-0.1	M5	8 +0.3/-0.1	9	8	8.5	100	56
501287	RMC-HF-SST-50	50 +0.2/-0.1	M5	10 +0.4/-0.1	9	8	8.5	175	105
501289	RMC-HF-SST-63	63 +0.3/-0.1	M5	14 +0.5/-0.1	9	8	8	280	228

* The values of the nominal adhesive forces are approximate and refer to magnetic properties observed on laboratory samples.

Conversion Table 1 mm = 0.039 inch			
D			
mm	inch	mm	inch
6	0.24	32	1.26
8	0.31	40	1.57
10	0.39	50	1.97
13	0.51	63	2.48
16	0.63	80	3.15
20	0.79	100	3.94
25	0.98	125	4.92



RMC-HF-A

METRIC

Code	Description	D	L	l2±1	d1	d2±1	d3	l1	Nominal adhesive forces* [N]	⚖️
501151	RMC-HF-16-A	16 +0.1/-0.1	4.5	24.5	6 +0.1/-0.1	10	3	7	18	6
501155	RMC-HF-25-A	25 +0.1/-0.1	7	30.5	8 +0.1/-0.1	13.5	4	8	40	23
501161	RMC-HF-32-A	32 +0.1/-0.1	7	30.5	8 +0.1/-0.1	13.5	4	8	80	34
501165	RMC-HF-40-A	40 +0.2/-0.1	8	30.5	10 +0.1/-0.1	13.5	4	10	125	58
501171	RMC-HF-50-A	50 +0.2/-0.1	10	32	12 +0.1/-0.1	13.5	4	12	220	108
501175	RMC-HF-63-A	63 +0.3/-0.1	14	36	15 +0.1/-0.1	13.5	4	16	350	232
501181	RMC-HF-80-A	80 +0.5/-0.1	18	57.5	20 +0.1/-0.1	23	6	16	600	490

RMC-HF-B

Code	Description	D	L	l2±1	d1	d2±1	d3	l1	Nominal adhesive forces* [N]	⚖️
501152	RMC-HF-16-B	16 +0.1/-0.1	4.5	24.5	6 +0.1/-0.1	10	3	7	18	6
501156	RMC-HF-25-B	25 +0.1/-0.1	7	30.5	8 +0.1/-0.1	12.5	4	8	40	23
501162	RMC-HF-32-B	32 +0.1/-0.1	7	30.5	8 +0.1/-0.1	12.5	4	8	80	34
501166	RMC-HF-40-B	40 +0.2/-0.1	8	30.5	10 +0.1/-0.1	12.5	4	10	125	58
501172	RMC-HF-50-B	50 +0.2/-0.1	10	35	12 +0.1/-0.1	12.5	4	12	220	108
501176	RMC-HF-63-B	63 +0.3/-0.1	14	38	15 +0.1/-0.1	12.5	4	16	350	232
501182	RMC-HF-80-B	80 +0.5/-0.1	18	51.5	20 +0.1/-0.1	20	6	16	600	490

RMC-SC

Code	Description	D	d	L	h	d1	l1	Nominal adhesive forces* [N]	⚖️
501261	RMC-SC-6-M3	6 +0.1/-0.1	M3	4.5 +0.1/-0.1	6	6 +0.1/-0.1	7	5	2
501263	RMC-SC-8-M3	8 +0.1/-0.1	M3	4.5 +0.1/-0.1	6	6 +0.1/-0.1	7	11	3
501265	RMC-SC-10-M3	10 +0.1/-0.1	M3	4.5 +0.1/-0.1	6	6 +0.1/-0.1	7	20	4
501267	RMC-SC-13-M3	13 +0.1/-0.1	M3	4.5 +0.1/-0.1	6	6 +0.1/-0.1	7	40	6
501269	RMC-SC-16-M4	16 +0.1/-0.1	M4	4.5 +0.1/-0.1	6	6 +0.1/-0.1	7	60	8
501271	RMC-SC-20-M4	20 +0.1/-0.1	M4	6 +0.1/-0.1	7	8 +0.2/-0.2	7	90	16
501273	RMC-SC-25-M4	25 +0.1/-0.1	M4	7 +0.2/-0.2	7	8 +0.2/-0.2	7	150	28
501275	RMC-SC-32-M5	32 +0.1/-0.1	M5	7 +0.2/-0.2	8	10 +0.2/-0.2	8.5	220	47

RMC-ND

Code	Description	D	d	L	h	d1	l1	Nominal adhesive forces* [N]	⚖️
501231	RMC-ND-6-M3	6 +0.1/-0.1	M3	4.5 +0.1/-0.1	6	6 +0.1/-0.1	7	5	2
501233	RMC-ND-8-M3	8 +0.1/-0.1	M3	4.5 +0.1/-0.1	6	6 +0.1/-0.1	7	13	3
501235	RMC-ND-10-M3	10 +0.1/-0.1	M3	4.5 +0.1/-0.1	6	6 +0.1/-0.1	7	25	4
501237	RMC-ND-13-M3	13 +0.1/-0.1	M3	4.5 +0.1/-0.1	6	6 +0.1/-0.1	7	60	5
501239	RMC-ND-16-M4	16 +0.1/-0.1	M4	4.5 +0.1/-0.1	6	6 +0.1/-0.1	7	95	7
501241	RMC-ND-20-M4	20 +0.1/-0.1	M4	6 +0.1/-0.1	7	8 +0.2/-0.2	7	140	16
501243	RMC-ND-25-M4	25 +0.1/-0.1	M4	7 +0.2/-0.2	7	8 +0.2/-0.2	7	200	27
501245	RMC-ND-32-M5	32 +0.1/-0.1	M5	7 +0.2/-0.2	8	10 +0.2/-0.2	8.5	350	45

* The values of the nominal adhesive forces are approximate and refer to magnetic properties observed on laboratory samples.

