


## BWSM Series



Air core inductors feature high Q and high current handling. Solder coated leads ensure reliable soldering.

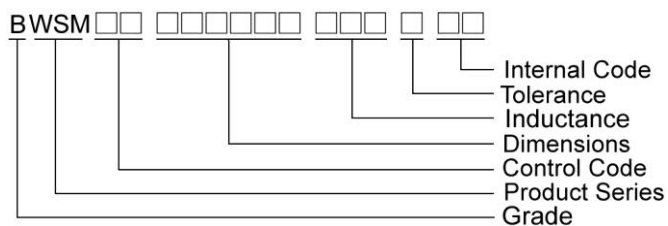
### Features

- High Q
- High Current
- Low loss
- Low DCR

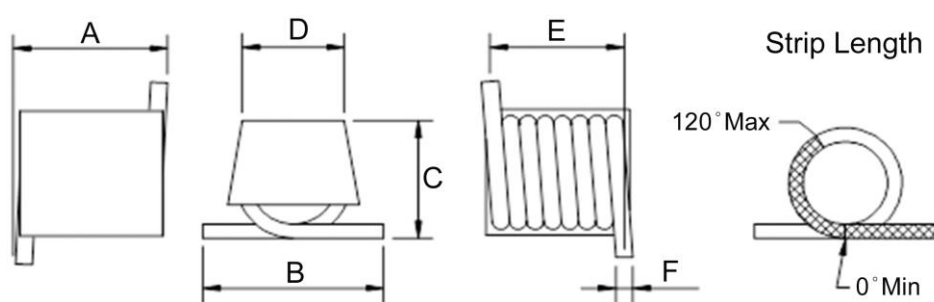
### Applications

- Base Station
- LNA
- LNB
- Satellite

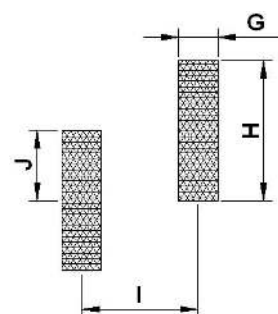
### Product Identification



### Shape and Dimensions



### Recommended Pattern



Dimensions

	A	B	C	D	E	F	G	H	I	J
<b>BWSM00506442</b>	4.94Max	6.34Max	4.18Max	3.5±0.3	4.3±0.4	0.7Max	1.48	5.16	4.32	2.62

# Air Core Inductors - BWSM Series

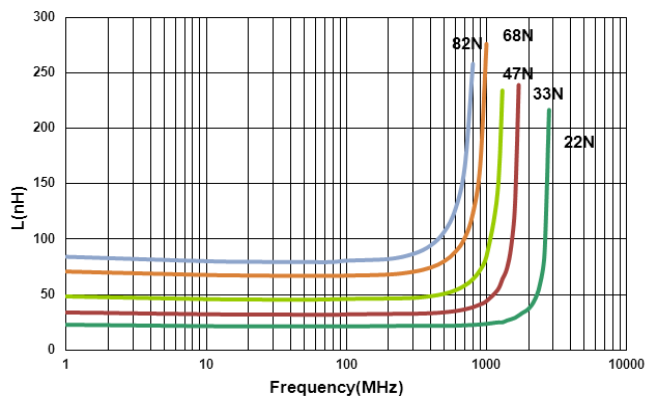
## Electrical Characteristics

Part Number	Inductance (nH)	Tolerance (±%)	Q Min	Test Frequency (MHz)	SRF (GHz) Min	RDC (mΩ) Max	Irms (A) Typ
BWSM0050644222N□00	22	2 / 5	100	150	1.9	4.2	3.0
BWSM0050644227N□00	27	2 / 5	100	150	1.7	4.0	3.5
BWSM0050644233N□00	33	2 / 5	100	150	1.5	4.8	3.0
BWSM0050644239N□00	39	2 / 5	100	150	1.1	4.8	3.0
BWSM0050644247N□00	47	2 / 5	100	150	1.1	5.8	3.0
BWSM0050644256N□00	56	2 / 5	100	150	0.95	6.3	3.0
BWSM0050644268N□00	68	2 / 5	100	150	0.85	8.5	2.5
BWSM0050644282N□00	82	2 / 5	100	150	0.75	9.4	2.5

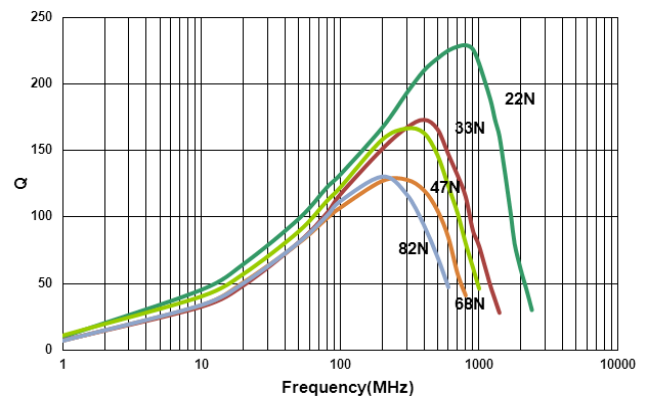
**Note: When ordering, please specify tolerance code. Tolerance: G=±2% , J=±5%**

- Operating temperature range - 40°C ~ 125°C(Including self - temperature rise)
- I<sub>rms</sub> for a 15°C temperature rise from 25°C ambient.
- Measure Equipment :  
 L & Q : Agilent E4991A+Agilent HP16197A  
 RDC: Chroma 16502  
 I<sub>rms</sub> : HP4284A+HP42841A/HP4285A+HP42841A

Typical L vs. Frequency

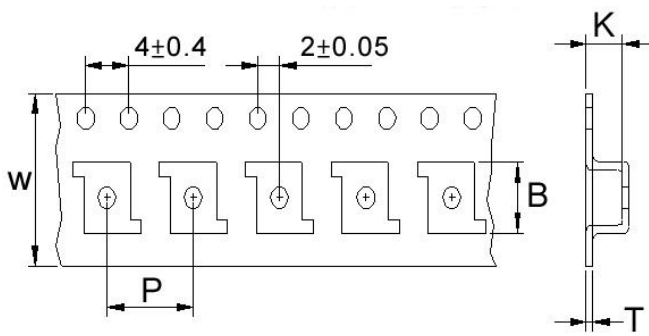


Typical Q vs. Frequency

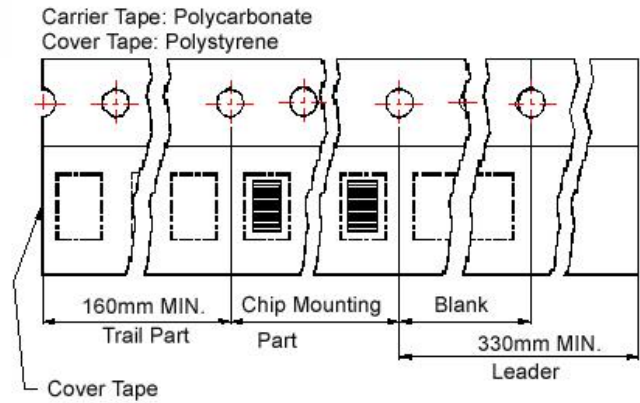


## Packaging Specifications

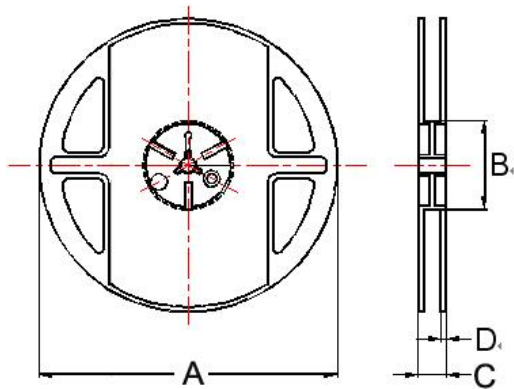
Tape Dimensions



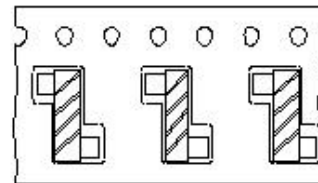
Tape Material



Reel Dimensions



Orientation



Dimensions in mm

TYPE	Tape Dimensions					Reel Dimensions				Quantity
	B	T	W	P	K	A	B	C	D	PCS / REEL
BWSM00506442	5.2	0.4	12	8	3.9	178	60.2	16	1.4	500