


MICROSERIES MRZ 120VUC 1CO RC

Weidmüller Interface GmbH & Co. KG
Klingenbergstraße 16
D-32758 Detmold
Germany
Fon: +49 5231 14-0
Fax: +49 5231 14-292083
www.weidmueller.com



Relays of the MICROSERIES are used for isolating and coupling digital signals.

They are characterised by the following features:

- modular width 6.1 mm
- Pluggable relay
- Pluggable cross-connection for four voltages in input and output circuits,
- innovative retention and ejection aid,
- LED operating indicator, reverse polarity protection diode, free-wheeling diode

General ordering data

Order No.	8825960000
Type	MRZ 120VUC 1CO RC
Version	MICROSERIES, Relays, No. of contacts: 1, CO contact, AgNi, Rated control voltage: 120 V AC + 10 % / -15 %, Continuous current: 6 A, Tension clamp connection
GTIN (EAN)	4032248527694
Qty.	10 pc(s).

**MICROSERIES
MRZ 120VUC 1CO RC**

Weidmüller Interface GmbH & Co. KG
 Klingenbergstraße 16
 D-32758 Detmold
 Germany
 Fon: +49 5231 14-0
 Fax: +49 5231 14-292083
 www.weidmueller.com

Technical data**Ratings**

Conductor connection system	Tension clamp connection	Humidity	40 °C / 93 % rel. humidity, no condensation
-----------------------------	--------------------------	----------	--

Dimensions and weights

Length	94 mm	Width	6.1 mm
Height	94 mm	Depth	94 mm
Net weight	33.8 g		

Temperatures

Operating temperature	-25 °C...+55 °C	Storage temperature	-40 °C...+60 °C
-----------------------	-----------------	---------------------	-----------------

Connection data

Clamping range, rated connection	1.5 mm ²	Clamping range, rated connection, min.	0.5 mm ²
Clamping range, rated connection, max.	2.5 mm ²		

Input

Rated control voltage	120 V AC + 10 % / -15 %	Rated current AC	7 mA
Power rating	0.84 VA	Response / drop-out voltage AC coil	60 V / 37 V
Pull-in / drop-out current, AC coil	4.5 mA / 3.7 mA	Status indicator	Green LED
RC filter	94 Ω / 100 nF		

Output

Rated switching voltage	250 V AC	Max. switching voltage, AC	250 V
Max. switching voltage, DC	250 V	Continuous current	6 A
making current	6 A	Max. switching power	1500 VA
Switch-on delay	< 13 ms	Switch-off delay	< 22 ms
Min. switching power	100 mA / 5 V, 10 V / 10 mA, 24 V / 1 mA	Max. switching frequency at rated load	0.1 Hz

Contact specifications

No. of contacts	1	Contact design	CO contact
Contact material	AgNi	Mechanical service life	20 x 10 ⁶ switching cycles

Insulation coordination

Rated voltage	300 V	Clearance and creepage distances for control side - load side	≥ 5.5 mm
Dielectric strength for control side - load side	4 kV _{eff} 1s	Dielectric strength to mounting rail	4 kV _{eff} / 1 min.
Impulse withstand voltage	4 kV (1.2/50 μs)	Protection degree	IP 20
Pollution severity	2	Surge voltage category	III

Other technical data

Version	Relay coupler	Status indicator	Green LED
Free-wheel diode	Yes	Reverse polarity protection	Available

**MICROSERIES
MRZ 120VUC 1CO RC**

Weidmüller Interface GmbH & Co. KG
 Klingenbergstraße 16
 D-32758 Detmold
 Germany
 Fon: +49 5231 14-0
 Fax: +49 5231 14-292083
 www.weidmueller.com

Technical data

Further details of approvals / standards

Standards DIN EN 50178

Classifications

ETIM 2.0	EC001437	ETIM 3.0	EC001437
UNSPSC	30-21-19-17	eClass 4.1	39-12-15-35
eClass 5.1	27-37-16-01	eClass 6.0	27-37-16-01
eClass 7.0	27-37-16-01		

Approvals

Approvals



Downloads

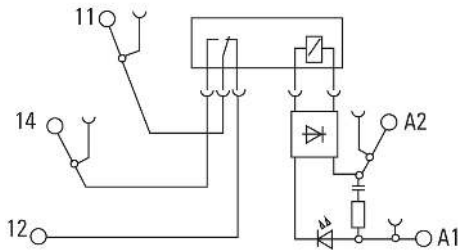
Declaration of Conformity [K205_09_09.pdf](#)
[3-D model](#)

**MICROSERIES
MRZ 120VUC 1CO RC**

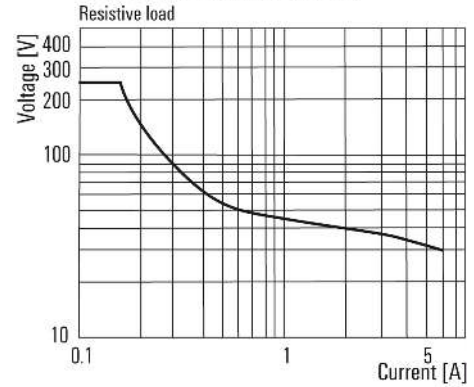
Weidmüller Interface GmbH & Co. KG
 Klingenbergstraße 16
 D-32758 Detmold
 Germany
 Fon: +49 5231 14-0
 Fax: +49 5231 14-292083
 www.weidmueller.com

Drawings

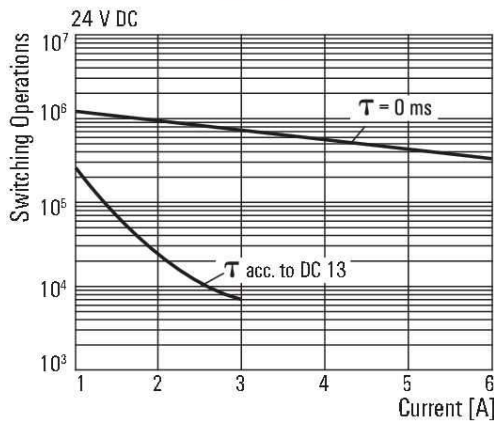
Electric symbol



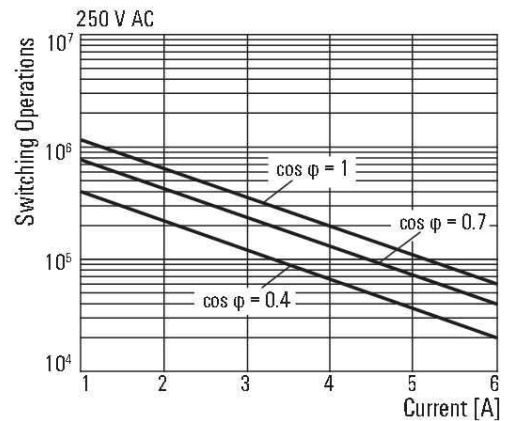
DC load breaking capacity



Electrical endurance



Electrical endurance



Derating curve

