



## Part Number: D3C1826K


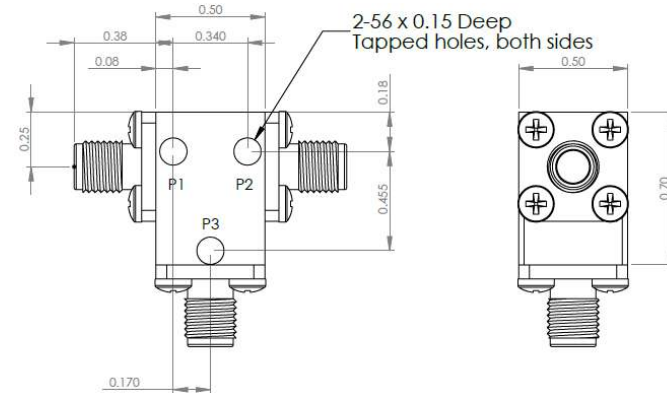
### Electrical Specifications

Frequency Range (GHz):	18.0 – 26.5
Isolation (dB):	18 MIN
Insertion Loss (dB):	0.8 MAX
VSWR:	1.4:1 MIN
Forward Power (W):	10 AVG 30 PK

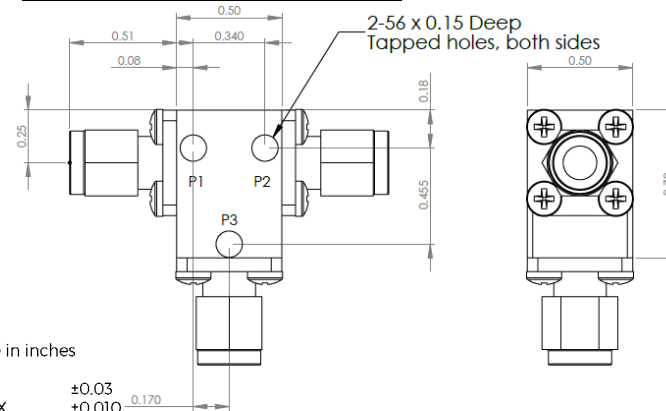
### Mechanical/Environmental Specifications

Connector Type:	K (2.92mm)
Connector Body:	Passivated stainless steel
Connector Pin:	Gold plated copper
Load Body:	Brass
Magnetic Shunt:	Nickel plated CRS
Operational Temp:	-20°C to +65°C
Weight (oz)	0.9 MAX

### D3C1826K Dimensions



### D3C1826K-3 Dimensions



Type of Device	PN Suffix	Connector Configuration Input / Output	PN Example
Single Junction Circulator 3-Port Device Port 1 / Port 2 / Port 3	No Dash	Female / Female / Female	D3C1826K
	-1	Male / Female / Female	D3C1826K-1
	-2	Female / Male / Female	D3C1826K-2
	-3	Male / Male / Male	D3C1826K-3
	-4	Female / Female / Male	D3C1826K-4
	-5	Male / Female / Male	D3C1826K-5
	-6	Male / Male / Female	D3C1826K-6
	-7	Female / Male / Male	D3C1826K-7



## MEASURED DATA

Part Number: D3C1826K, P1→P2, P3 Terminated with 50Ω, +25°C

