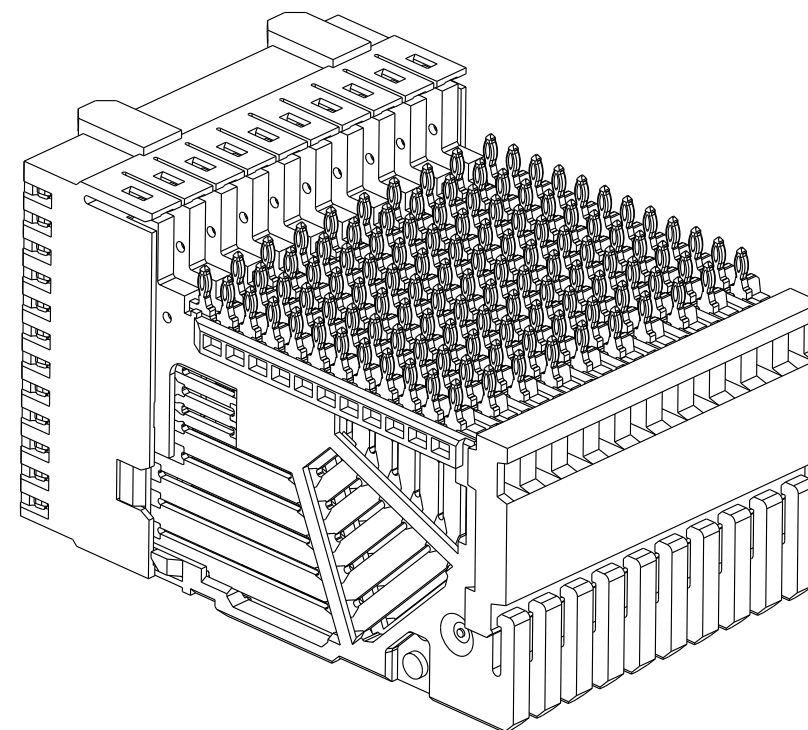
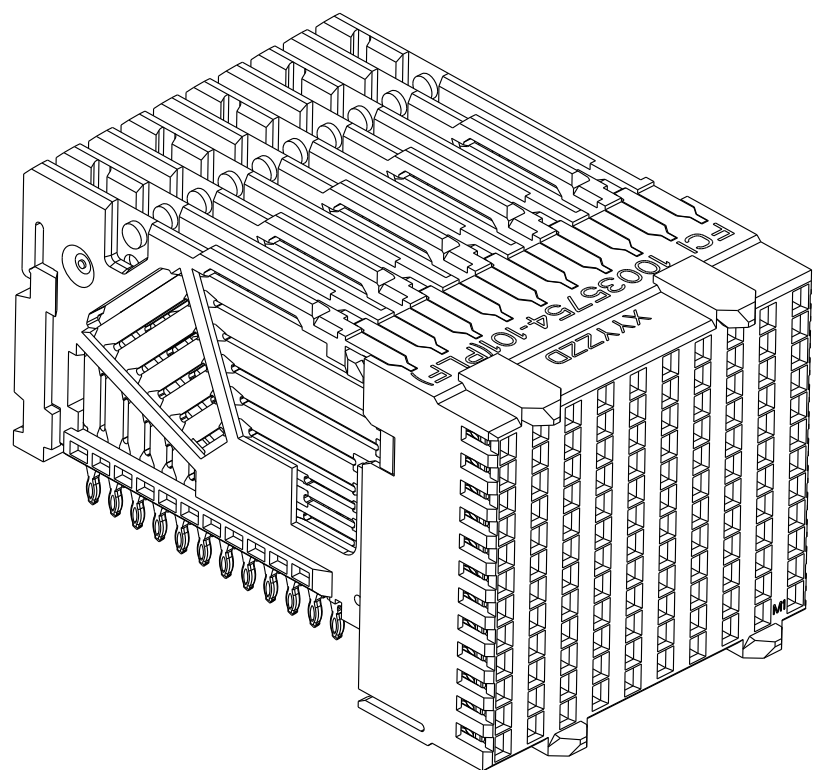
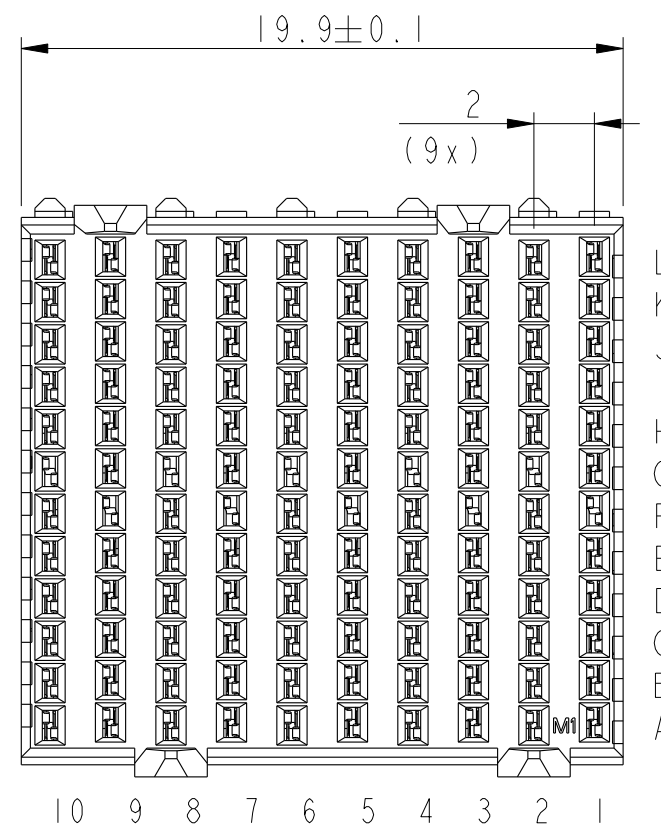
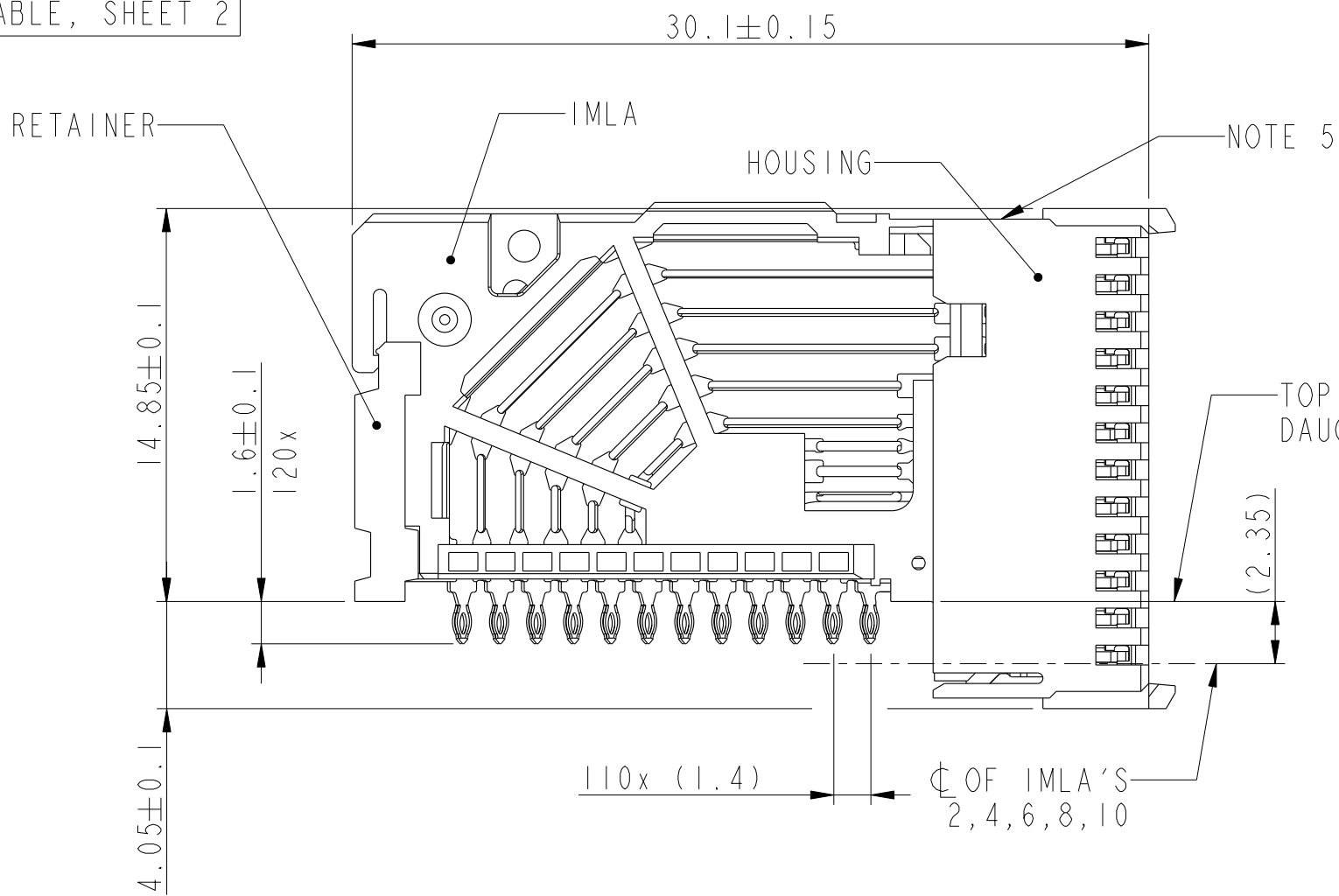


PRODUCT-NUMBER
SEE TABLE, SHEET 2

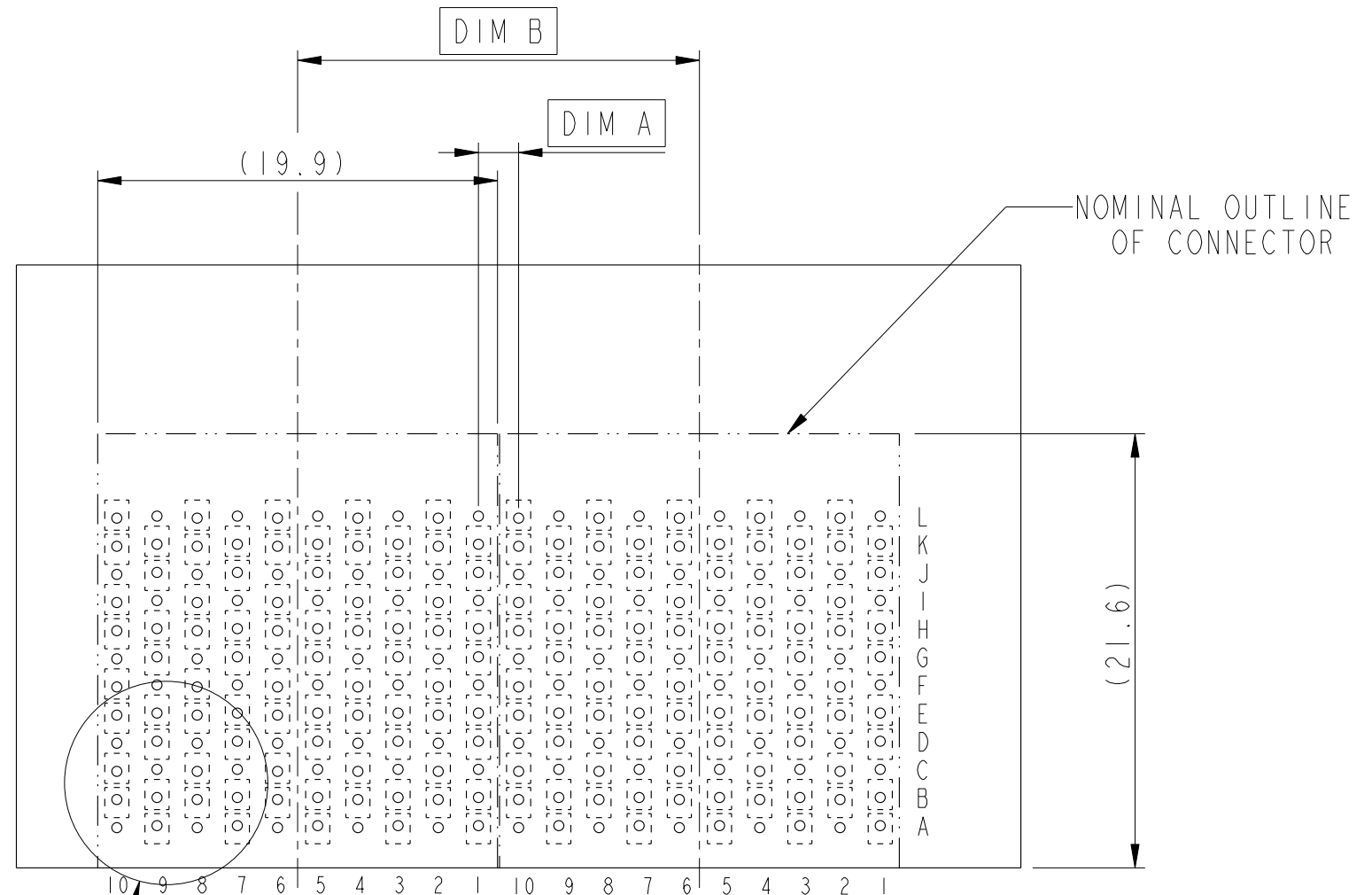
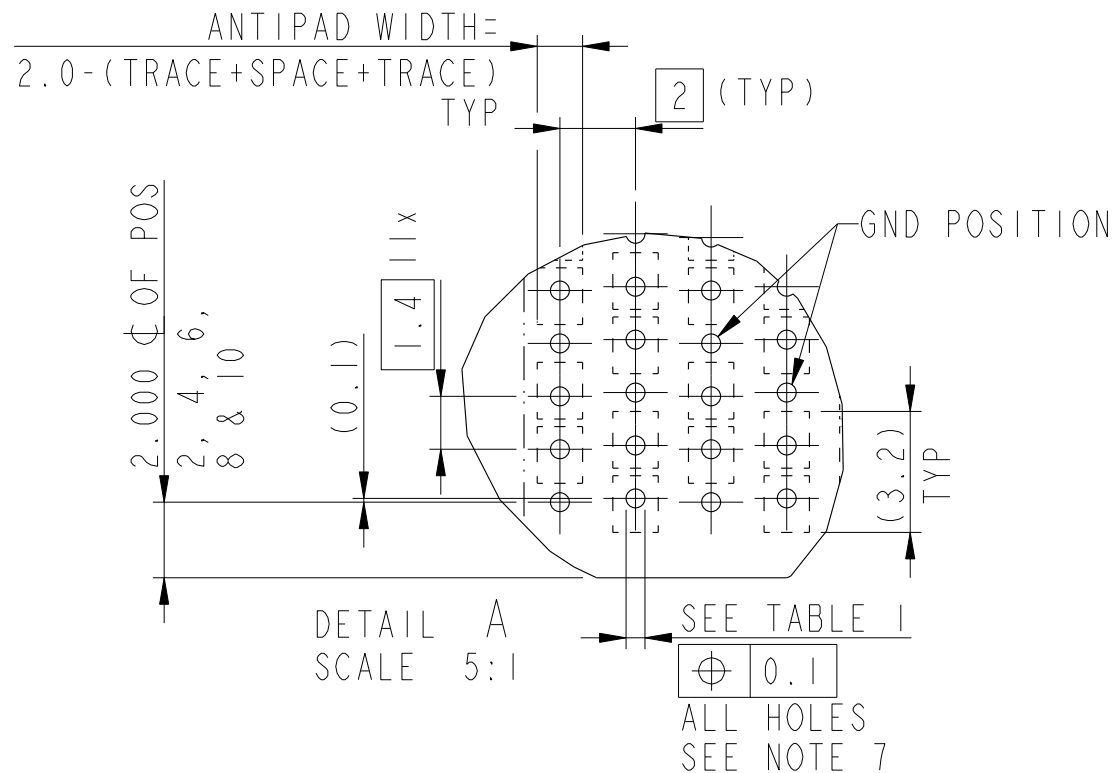


Copyright FCI.

rev	ecn no	dr	date
A	H06-0054	VWO	2006-04-07
B	S07-0384	LS	2007-11-05
C	S08-0036	LS	2008-02-11
D	S08-0252	LS	2008-07-31
E	S09-0324	KHL	2009-10-20
F	S09-0404	KHL	2009-12-10
-	-	-	-

www.fciconnect.com		surface - ✓ ISO 1302	tolerance std ISO 406 ISO 1101	projection MM
TOLERANCES UNLESS OTHERWISE SPECIFIED				← →
Dr	HV WOENSEL	2005-03-21	ANGULAR	0.X ±0.3
Eng	L.S NGWE	2008-07-31	LINEAR	0.XX ±0.10
Chr	KH LEE	2009-12-10	0° ±°	0.XXX ±0.050
Appr	JOEY NG	2009-12-10	Product family AirMax VS(tm)	size A3
Title AirMax VS R.A. Receptacle Ass'y, 4 pair, 120 pos, 10 IMLA, 20 mm				Scale 4:1
catalog no				ECN S09-0404
dwg no 10035754				Spec ref -
customer				Rev. F
sheet 1 of 2				

PART NUMBER	PRESS FIT TAIL PLATING TYPE
10035754-101	TIN/LEAD ALLOY OVER NICKEL
10035754-101LF	LEAD FREE



NOTES:

- CONNECTOR MATERIALS:
HOUSING & RETAINER: HIGH TEMP THERMOPLASTIC, NATURAL, UL94V-0
IMLA PLASTIC: HIGH TEMP PLASTIC, BLACK, UL94V-0
CONTACT: COPPER ALLOY
- CONTACT PLATING:
SEPARABLE INTERFACE: PERFORMANCE BASED PLATING, QUALIFIED TO MEET THE REQUIREMENTS OF FCI PRODUCT SPECIFICATION GS-12-239, INCLUDING TELCORDIA GR-1217-CORE (NOV 1995) CENTRAL OFFICE TEST SEQUENCE.
PRESS-FIT TAILS: SEE TABLE
- PRODUCT SPECIFICATION: GS-12-239
- APPLICATION SPECIFICATION: GS-20-035.
- PRODUCT MARKING, (PARTNUMBER & LOT CODE), ON THIS SURFACE
- THERE IS NO GROUND BUSSING WITHIN THE CONNECTOR SYSTEM.
- SEE CUSTOMER DRAWING 10045979 FOR INFORMATION ON PCB HOLE DIAMETER AND PLATING OPTIONS.
- THIS PRODUCT MEETS EUROPEAN UNION DIRECTIVES AND OTHER COUNTRY REGULATIONS AS DESCRIBED IN GS-22-008.
- THE HOUSING WILL WITHSTAND EXPOSURE TO 260 °C PEAK TEMPERATURE FOR 40 SECONDS IN A CONVECTOR, INFRA-RED OR VAPOR PHASE REFLOW OVEN.
- PACKAGING MEETS GS-14-920 LEAD FREE LABELLING SPECIFICATION.

RECOMMENDED PCB LAYOUT FOR DIFFERENTIAL APPLICATIONS COMPONENT SIDE (TWO ADJACENT FOOTPRINTS SHOWN)

ADJACENT HEADER WIDTH	DIM A	DIM B
20MM/20MM	2MM	20MM
20MM/22MM	3MM	21MM
22MM/22MM	4MM	22MM

II. A $\triangle F$ SYMBOL WILL BE NEXT TO ANY DIMENSION, VIEW, OR NOTE WHICH HAS BEEN MODIFIED WITH THE CURRENT DRAWING REVISION.

FCI	Title	AirMax VS R.A. Receptacle	dwg no	10035754	Rev.	F
	Ass'y, 4 pair, 120 pos, 10 IMLA, 20 mm	customer		sheet 2 of 2		
	catalog no	-				