

5787745-2 ✓ ACTIVE

TE Internal #: 5787745-2

USB Connectors, A, 2.0, Standard Profile, Receptacle, 2 Port, Top, Right Angle, Box & Tray / Tray, Through Hole - Solder, Cable-to-Board, 1500

[View on TE.com >](#)



Connectors > Audio & Video Connectors > USB Connectors



USB Adapter Type: **A**

USB Version: **2.0**

Connector Profile: **Standard**

Connector & Housing Type: **Receptacle**

Number of Ports: **2**

Features

Product Type Features

Grounding Options	Panel Ground
Ground Feature Type	Ground Finger
USB Adapter Type	A
USB Version	2.0
Connector & Housing Type	Receptacle
Connector System	Cable-to-Board
Connector & Contact Terminates To	Printed Circuit Board
USB Connector Type	USB 2.0 Type-A

Configuration Features

Panel Ground Location	Between Ports
Number of Ports	2
Number of Positions	8

Body Features

Shell Plating Finish	Bright
----------------------	--------



Shell Plating Material	Tin
------------------------	-----

Connector Profile	Standard
-------------------	----------

Contact Features

Contact Mating Area Plating Material Thickness	.76 μm [29.92 μin]
--	---

Contact Mating Area Plating Material	Gold or Gold Flash over Palladium Nickel
--------------------------------------	--

Contact Current Rating (Max)	1 A
------------------------------	-----

Termination Features

Termination Post & Tail Length	2.29 mm[.09 in]
--------------------------------	-----------------

Termination Method to Printed Circuit Board	Through Hole - Solder
---	-----------------------

Mechanical Attachment

Locking Feature	With
-----------------	------

PCB Mount Location	Top
--------------------	-----

PCB Mount Retention Type	Kinked Legs
--------------------------	-------------

Connector Mounting Type	Board Mount
-------------------------	-------------

Housing Features

Housing Material	Thermoplastic
------------------	---------------

Housing Color	Black
---------------	-------

Body Orientation	Right Angle
------------------	-------------

Centerline (Pitch)	2 mm, 2.5 mm[.078 in][.098 in]
--------------------	--------------------------------

Dimensions

PCB Thickness (Recommended)	1.57 mm[.062 in]
-----------------------------	------------------

Usage Conditions

Soldering Temperature (Max)	245 $^{\circ}\text{C}$ [500 $^{\circ}\text{F}$]
-----------------------------	--

Mating Cycles (Max)	1500
---------------------	------

Operating Temperature Range	-55 – 85 $^{\circ}\text{C}$ [-67 – 185 $^{\circ}\text{F}$]
-----------------------------	---

Operation/Application

Circuit Application	Signal
---------------------	--------

Industry Standards

Industry Standard	USB 2.0
-------------------	---------

Packaging Features

Packaging Quantity	88
--------------------	----



Packaging Method

Box & Tray, Tray

Product Compliance


[For compliance documentation, visit the product page on TE.com>](#)


EU RoHS Directive 2011/65/EU	Compliant
EU ELV Directive 2000/53/EC	Compliant
China RoHS 2 Directive MIIT Order No 32, 2016	No Restricted Materials Above Threshold
EU REACH Regulation (EC) No. 1907/2006	Current ECHA Candidate List: JUNE 2023 (235) Candidate List Declared Against: JAN 2023 (233) Does not contain REACH SVHC
Halogen Content	Not Low Halogen - contains Br or Cl > 900 ppm.
Solder Process Capability	Wave solder capable to 240°C

Product Compliance Disclaimer

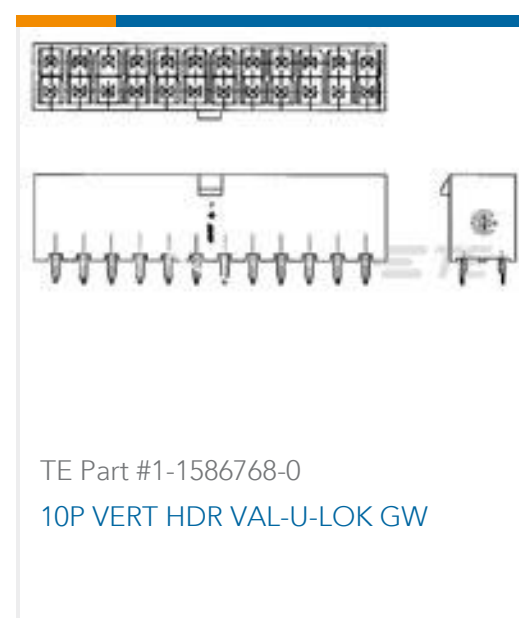
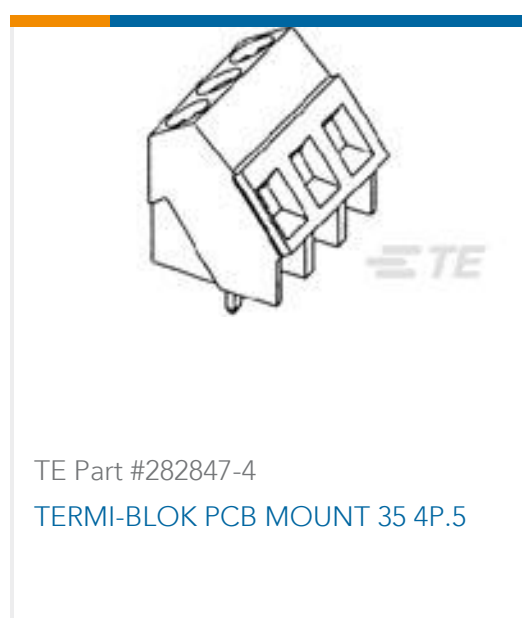
This information is provided based on reasonable inquiry of our suppliers and represents our current actual knowledge based on the information they provided. This information is subject to change. The part numbers that TE has identified as EU RoHS compliant have a maximum concentration of 0.1% by weight in homogenous materials for lead, hexavalent chromium, mercury, PBB, PBDE, DBP, BBP, DEHP, DIBP, and 0.01% for cadmium, or qualify for an exemption to these limits as defined in the Annexes of Directive 2011/65/EU (RoHS2). Finished electrical and electronic equipment products will be CE marked as required by Directive 2011/65/EU. Components may not be CE marked. Additionally, the part numbers that TE has identified as EU ELV compliant have a maximum concentration of 0.1% by weight in homogenous materials for lead, hexavalent chromium, and mercury, and 0.01% for cadmium, or qualify for an exemption to these limits as defined in the Annexes of Directive 2000/53/EC (ELV). Regarding the REACH Regulation, the information TE provides on SVHC in articles for this part number is based on the latest European Chemicals Agency (ECHA) 'Guidance on requirements for substances in articles' posted at this URL: <https://echa.europa.eu/guidance-documents/guidance-on-reach>

Compatible Parts

 <p>TE Part # 1-2199298-2 8P,DIP SKT,300 CL,LDR,PB FREE</p>	 <p>TE Part # 1827525-1 MECHATROLINK II CONNECTOR KIT</p>	 <p>TE Part # 1-1734028-1 Std USB, Type A, Plug, Natural</p>	 <p>TE Part # 1487599-1 USB, A-BLUNT,28/28,BLK,0.83M</p>
--	--	---	---



Customers Also Bought



Documents

Product Drawings

USB A R/A STAK ASSY THRU HOLE

English

CAD Files

3D PDF

3D

Customer View Model

ENG_CVM_CVM_5787745-2_B.2d_dxf.zip



English

Customer View Model

[ENG_CVM_CVM_5787745-2_B.3d_igs.zip](#)

English

Customer View Model

[ENG_CVM_CVM_5787745-2_B.3d_stp.zip](#)

English

By downloading the CAD file I accept and agree to the [Terms and Conditions](#) of use.

Product Specifications

[Application Specification](#)

English

Product Environmental Compliance

[Product Compliance Document](#)

English

[Product Compliance Document](#)

English