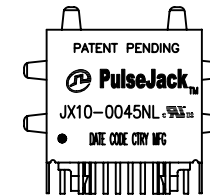
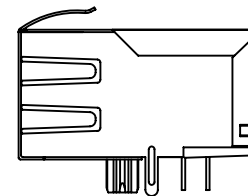
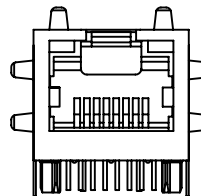
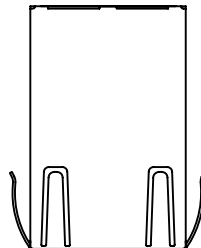


NOTES:

1. ROHS COMPLIANT
2. PLASTIC HOUSING: THERMOPLASTIC MATERIAL WITH FLAMMABILITY RATING UL 94V-0 OR BETTER.
3. CONTACTS PLATING: 15 MICRO-INCH GOLD PLATING.
4. CONTACTS BASE MATERIAL: PHOSPHOR BRONZE
5. UNDER PLATING: 50μ INCHES NICKEL
6. SOLDER TAIL PLATING : 120 μINCHES 100% TIN, MATTE FINISH.
7. METAL SHIELD: NICKEL PLATING ON COPPER ALLOY.
8. JACK CAVITY CONFORMS TO FCC PART 68 SUBPART.
9. PCB PLATING: ENIG
10. STORAGE TEMPERATURE: -50°C TO +125°C
11. COMPLIANCE TO J-STD:
 - A. J-STD-002: SOLDERABILITY AT 245°C DIP AND LOOK TEST
 - B. J-STD-020: LEVEL 1, NO MOISTURE SENSITIVE
 - C. J-STD-075: W2, 270°C MAXIMUM THROUGH WAVE SOLDER

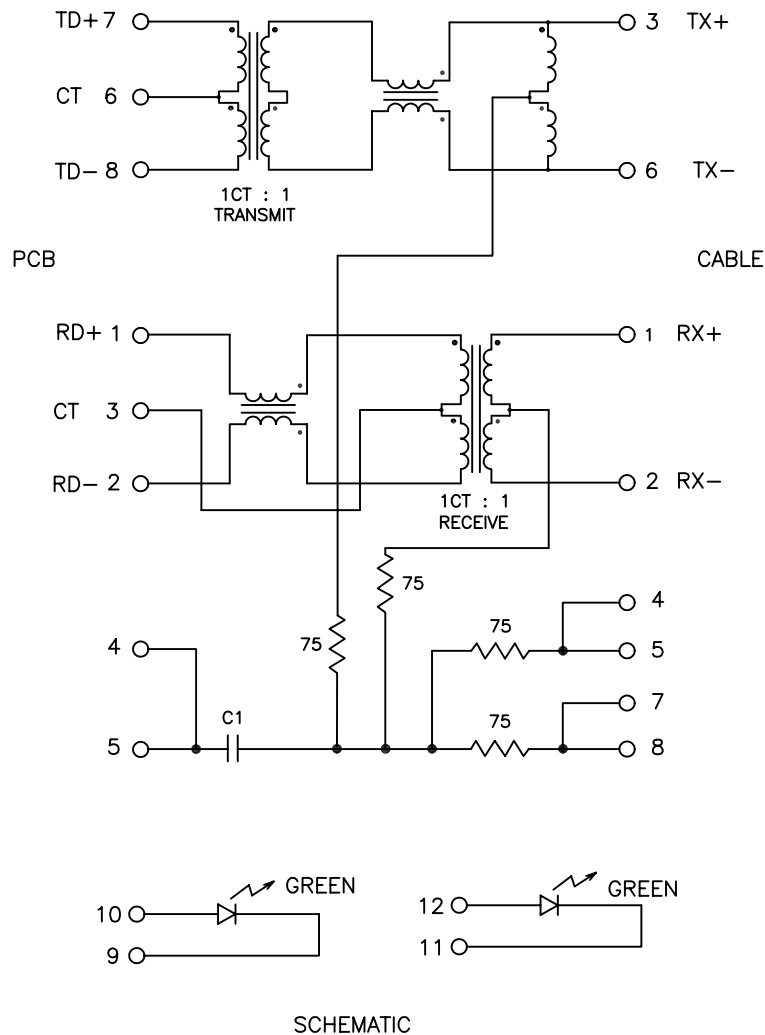


FINAL OUTLINE

© Copyright, 2014. Pulse Electronics Corp. All rights reserved. Pulse confidential & proprietary. (05/13/14)

PRODUCT DESCRIPTION	TLA DRAWING	PS DRAWING	SHEET	PART NO.	DATASHEET REV.
CONN,RJ45,1X1,100D,1:1,TU	JX10-0045NL-10	PS-0040.004-D	1 OF 4	JX10-0045NL	A

ELECTRICAL CHARACTERISTICS AT +25°C UNLESS OTHER SPECIFIED
MEETS IEEE 802.3 SPECIFICATION



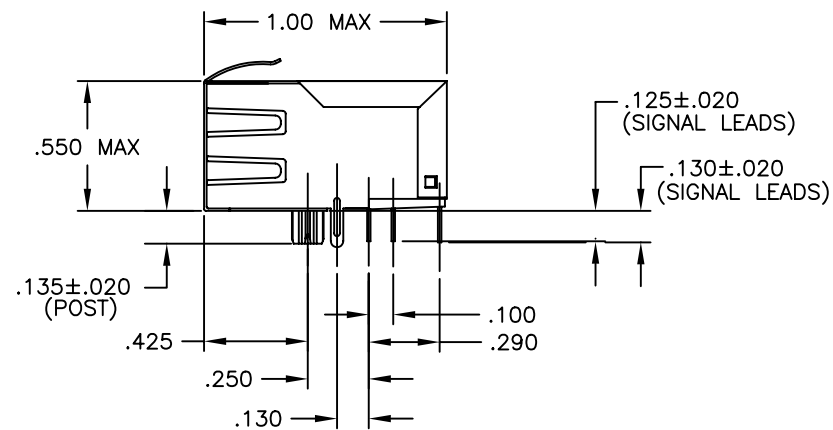
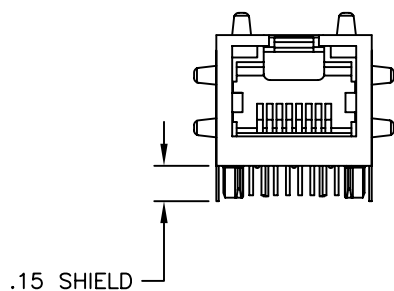
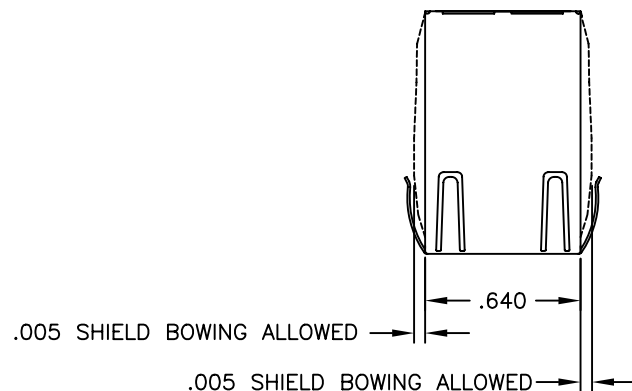
PARAMETER	SPECIFICATIONS		
OPERATING TEMP	-40°C - +85°C		
TURNS RATIO	1 : 1 ±2%		
POLARITY	PER SCHEMATIC		
INSERTION LOSS	100 KHz	1-125 MHz	
	-1.2 dB MAX	-0.2-0.002*f ^{1.4} dB MAX	
RETURN LOSS (Z OUT = 100 OHM ±15%)	.1-30 MHz	30-60 MHz	60-80 MHz
	-16 dB MIN	-10+20*LOG ₁₀ (f/60 MHz) dB MIN	
		-10 dB MIN	
INDUCTANCE (OCL) (MEDIA SIDE, -40°C~+85°C)	350 uH MIN (MEASURED AT 100 KHz, 100 mVRMS) (AND WITH 8 mA DC BIAS)		
	1 MHz	10-100 MHz	
CROSSTALK, ADJACENT CHANNELS	-50 dB MIN	-55+22*LOG ₁₀ (f/10) dB MIN	
	2 MHz	30-200 MHz	
COMMON MODE REJECTION RATIO	-50 dB MIN	-15+20*LOG ₁₀ (f/200) dB MIN	
	DC RESISTANCE, 1/2 WINDING		
.65 OHMS MAX			
DC RESISTANCE IMBALANCE			
±.065 OHMS MAX (CENTER TAP SYMMETRY)			
INPUT - OUTPUT ISOLATION			
2250 VDC MIN @ 60 SECONDS			

EMMITTED COLOR	GREEN
WAVELENGTH (nm)	568 nm
BRIGHTNESS (mCD)	12 TYP. @ 20mA
VIEWING ANGLE	100°
POWER DISSIPATION (Pd)	68 mW MAX
PEAK FORWARD CURRENT	150 mA MAX
FORWARD VOLTAGE (Vf)	2.2 TO 2.7 V

NOTE: PER VENDOR'S SPECIFICATIONS

© Copyright, 2014. Pulse Electronics Corp. All rights reserved. Pulse confidential & proprietary. (05/13/14)

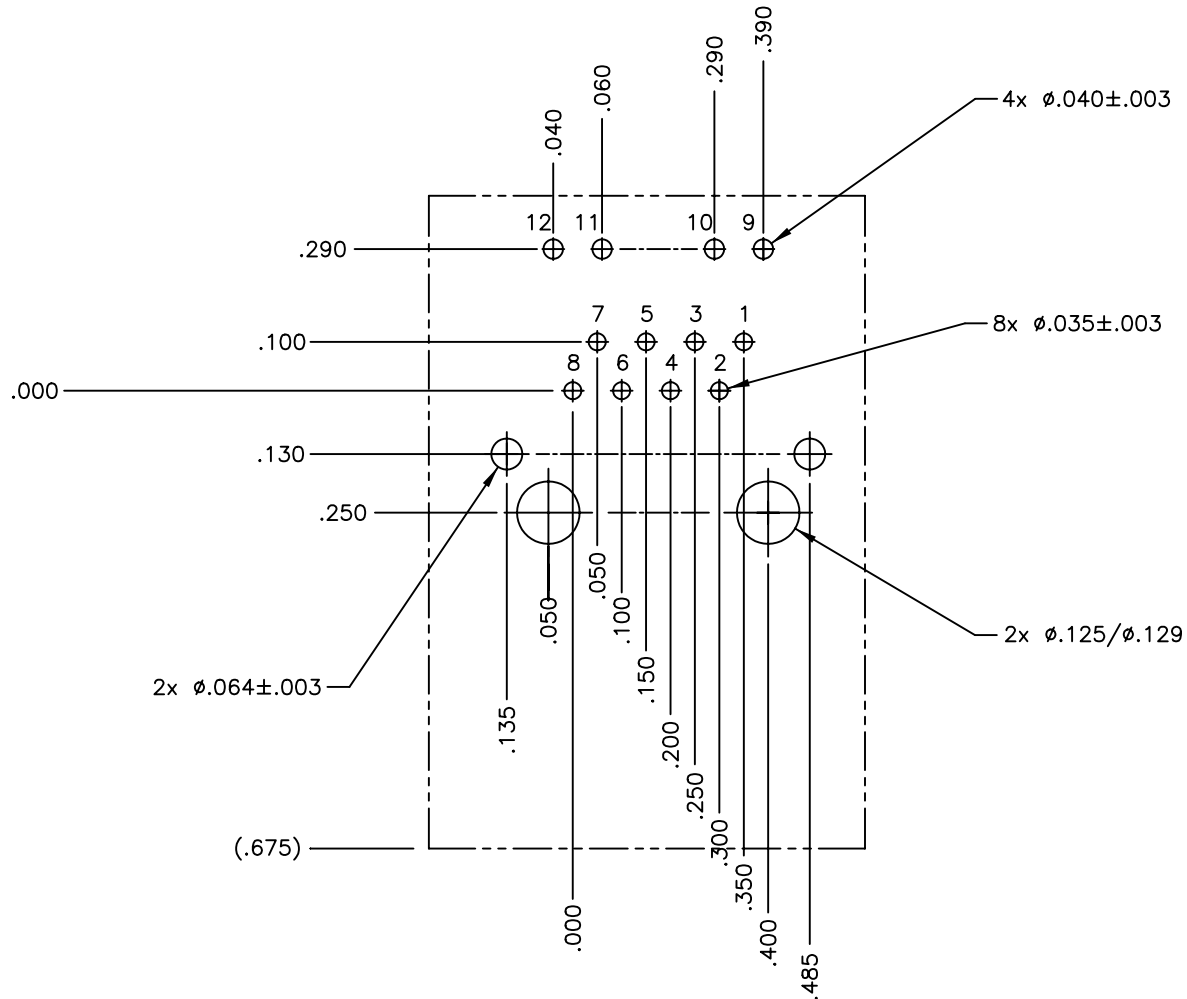
PRODUCT DESCRIPTION	TLA DRAWING	PS DRAWING	SHEET	PART NO.	DATASHEET REV.
CONN,RJ45,1X1,100D,1:1,TU	JX10-0045NL-10	PS-0040.004-D	2 OF 4	JX10-0045NL	A



DIMENSIONS ARE IN INCHES [MILLIMETERS] WITH THE FOLLOWING TOLERANCES: [MILLIMETERS] ARE FOR REFERENCE ONLY.
 .XX= ±.01 [±0.25]
 .XXX= ±.005 [±0.13]

© Copyright, 2014. Pulse Electronics Corp. All rights reserved. Pulse confidential & proprietary. (05/13/14)

PRODUCT DESCRIPTION	TLA DRAWING	PS DRAWING	SHEET	PART NO.	DATASHEET REV.
CONN,RJ45,1X1,100D,1:1,TU	JX10-0045NL-10	PS-0040.004-D	3 OF 4	JX10-0045NL	A



SUGGESTED PCB LAYOUT(SHWON FROM COMPENT SIDE)

DIMENSIONS ARE IN INCHES [MILLIMETERS] WITH THE FOLLOWING
TOLERANCES: [MILLIMETERS] ARE FOR REFERENCE ONLY.
.XX= ±.01 [±0.25]
.XXX= ±.003 [±0.08]

© Copyright, 2014. Pulse Electronics Corp. All rights reserved. Pulse confidential & proprietary. (05/13/14)

PRODUCT DESCRIPTION	TLA DRAWING	PS DRAWING	SHEET	PART NO.	DATASHEZT REV.
CONN,RJ45,1X1,100D,1:1,TU	JX10-0045NL-10	PS-0040.004-D	4 OF 4	JX10-0045NL	A