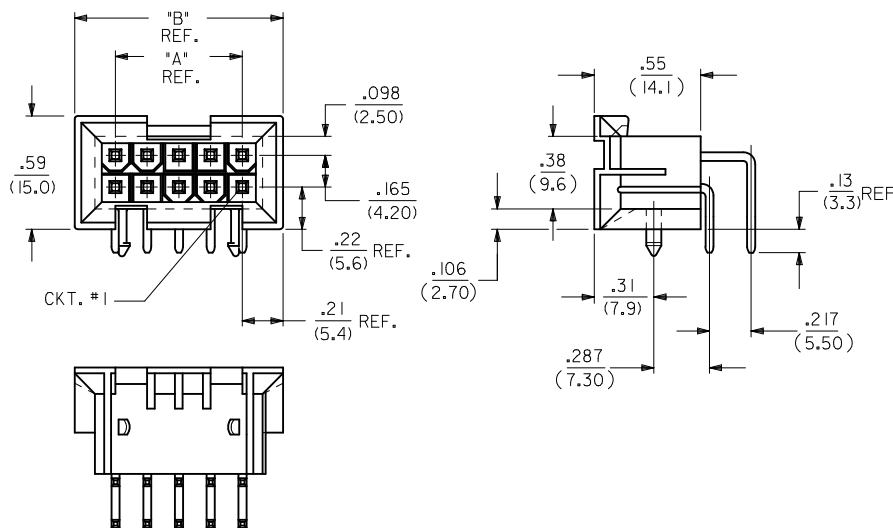
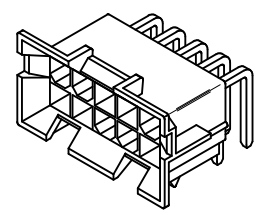


CIRCUIT SIZE	DIM. "A"	DIM. "B"
6	.331 (8.40)	.76 (19.2)
8	.496 (12.60)	.92 (23.4)
10	.661 (16.80)	1.09 (27.6)
12	.827 (21.00)	1.25 (31.8)
14	.992 (25.20)	1.42 (36.0)
16	1.157 (29.40)	1.58 (40.2)
18	1.323 (33.60)	1.75 (44.4)
20	1.488 (37.80)	1.91 (48.6)
22	1.654 (42.00)	2.08 (52.8)
24	1.819 (46.20)	2.24 (57.0)

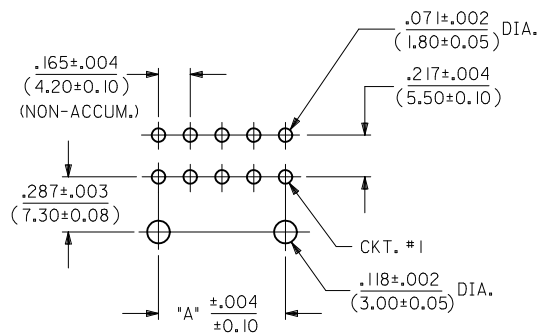


NOTES:

- HOUSING MATERIAL: "A" = NYLON 6/6, U.L. 94V-2, COLOR: NATURAL.
"B" = NYLON 6/6, U.L. 94V-0, COLOR: NATURAL.
TERMINAL MATERIAL: BRASS, ALLOY 260.
- TERMINAL PLATING:
6 = .000060/(0.00152) MIN. REFLOWED MATTE TIN OVER
.000050/(0.00127) MIN. NICKEL OVERALL
- PRODUCT SPECIFICATION: PS-5556-002.
- PACKAGING SPECIFICATION: PK-42404-002.
- 4-24 CKT. PARTS MATE WITH MINI-FIT JR. RECEPTACLES
#5557, #42385, #44516 AND #42474. 2 CKT. PART MATES WITH
#42385, #44516 AND #42474 ONLY.
- CONNECTOR ASSEMBLIES ARE NOT TO BE MATED
OR UNMATED WHILE CIRCUITS ARE LIVE.
- A MAXIMUM TOLERANCE OF .050/(1.27) ALLOWS FOR
2 POINTS OF ELECTRICAL CONTACT. A MAXIMUM
TOLERANCE OF .020/(.51) ALLOWS FOR 4 POINTS
OF CONTACT.
- DISCOLORATION IN THE BANDOLIER CARRIER AREA OF THE PIN
IS INHERENT TO THE PLATING PROCESS AND IS DUE TO THE
MASKING EFFECT OF THE CARRIER. THIS DISCOLORATION IS IN A
NON-FUNCTIONAL AREA OF THE PIN AND WILL NOT AFFECT THE
PERFORMANCE OF THE HEADER ASSEMBLY.
- PART IS NOT DESIGNED FOR CURRENT SHARING.
- PART ALLOWS FOR UP TO .100/(2.54) MISALIGNMENT WITH
MATING RECEPTACLE IN ANY DIRECTION. SEE MATING
CONNECTOR DRAWINGS FOR SPECIFIC ALLOWANCES.
- PART CONFORMS TO CLASS "B" REQUIREMENTS OF COSMETIC
SPECIFICATION PS-45499-002.



A-42404-****



RECOMMENDED HOLE LAYOUT FOR
.070/(1.78) MAX. THICK P.C. BOARD
VIEWED FROM COMPONENT SIDE

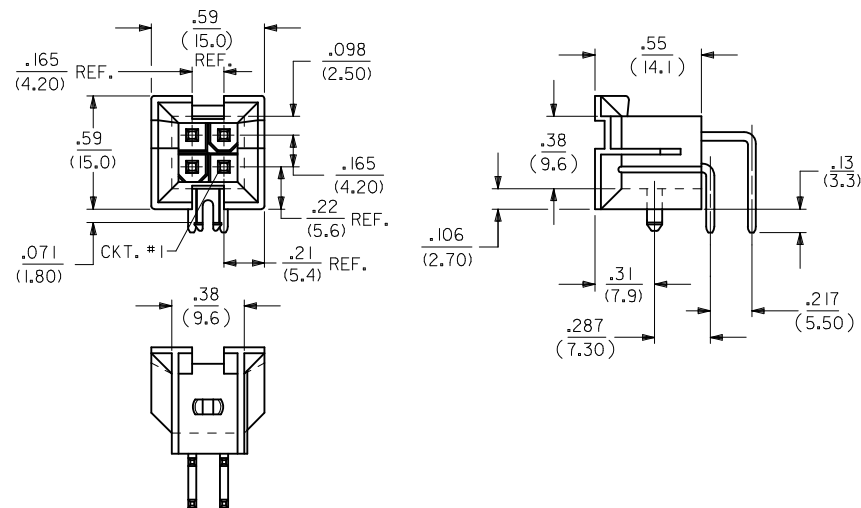
PART NUMBER	ENG. NUMBER	CKT. SIZE	HOUSING MATERIAL	PLATING (NOTE 2)
NOT TOOLED	A-42404-02B6	2	94V-0	REFLOW MATTE TIN OVER NICKEL
50-34-8555	↑ -04B6	4	↑	↑
NOT TOOLED	-06B3	6		
NOT TOOLED	-08B6	8		
NOT TOOLED	-10B6	10		
NOT TOOLED	-12B6	12		
NOT TOOLED	-14B6	14		
NOT TOOLED	-16B6	16		
NOT TOOLED	-18B6	18		
NOT TOOLED	-20B6	20		
NOT TOOLED	-22B6	22		
NOT TOOLED	A-42404-24B6	24	94V-0	REFLOW MATTE TIN OVER NICKEL

LEGEND:

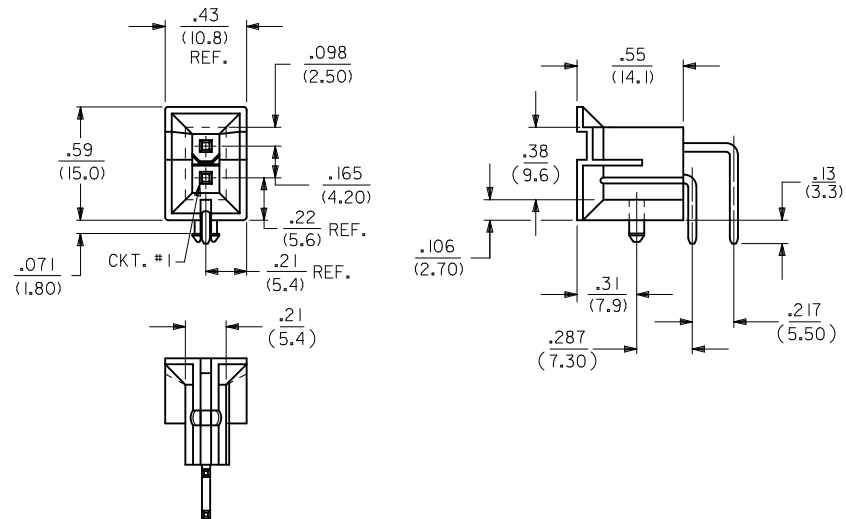
A-42404-****

- BASE NUMBER: _____
- CKT. SIZE: (02-24) _____
- HOUSING MAT'L: (SEE NOTE 1) _____
- TERMINAL PLATING: (SEE NOTE 2) _____

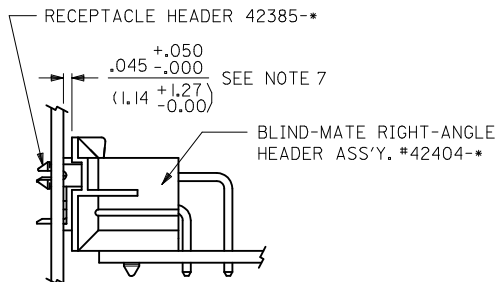
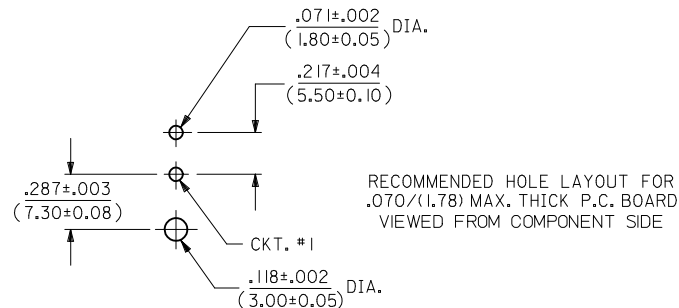
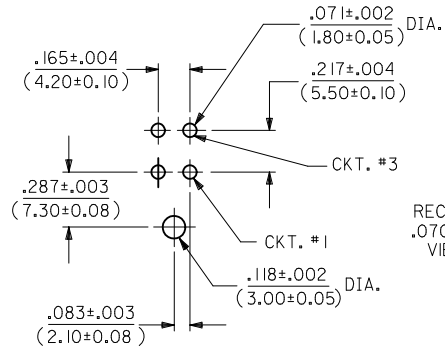
UPDATE NOTE 5 EC NO: UCP2012-2990 DRAWN: NGUYEN 2012/05/01 CHKD: J.BELL 2012/05/01 APPR: FSMITH 2012/05/04	QUALITY SYMBOLS ∇=0 ∇=0 ∇=0	GENERAL TOLERANCES (UNLESS SPECIFIED)		DIMENSION STYLE IN/MM		SCALE 2:1	DESIGN UNITS METRIC	THIRD ANGLE PROJECTION		
		4 PLACES ± --- ± --- 3 PLACES ± --- ± .010 2 PLACES ± 0.25 ± .015 1 PLACE ± 0.38 ± ---	mm INCH	DRAWN BY AD RATNOL	DATE 2006/01/17	CHECKED BY GPOLGAR	DATE 2006/01/17	MINI-FIT JR. 2-24 CKT RIGHT ANGLE HEADER ASSY (BLIND MATE)		
		ANGULAR ±1/2°		APPROVED BY FSMITH	DATE 2011/11/01	MOLEX INCORPORATED				
		DRAFT WHERE APPLICABLE MUST REMAIN WITHIN DIMENSIONS		SEE CHART		MATERIAL NO. SD-42404-222	DOCUMENT NO.	SHEET NO. 1 OF 2		



A-42404-04**



A-42404-02**



SEE RECEPTACLE DRAWINGS FOR ADDITIONAL MATING CONFIGURATIONS

SEE SHEET 1 EC NO: UCP2012-2990 DRAWN: NGUYEN 2012/05/01 CHKD: BELL 2012/05/01 APPR: FSMITH 2012/05/04	QUALITY SYMBOLS ▽=0 ▽=0 ▽=0	GENERAL TOLERANCES (UNLESS SPECIFIED)		DIMENSION STYLE IN/MM		SCALE 2:1	DESIGN UNITS METRIC	THIRD ANGLE PROJECTION	
				mm	INCH	DRAWN BY ADRATNOL		DATE 2006/01/17	
		4 PLACES ± --- ± ---		3 PLACES ± --- ± .010		CHECKED BY GPOLGAR		DATE 2006/01/17	
		2 PLACES ± 0.25 ± .015		1 PLACE ± 0.38 ± ---		APPROVED BY FSMITH		DATE 2011/11/01	
		ANGULAR ±1/2°		MATERIAL NO.		DOCUMENT NO.		SHEET NO.	
DRAFT WHERE APPLICABLE MUST REMAIN WITHIN DIMENSIONS		SEE CHART		THIS DRAWING CONTAINS INFORMATION THAT IS PROPRIETARY TO MOLEX INCORPORATED AND SHOULD NOT BE USED WITHOUT WRITTEN PERMISSION		MOLEX MOLEX INCORPORATED		SD-42404-222	
A4		REV		SIZE				2 OF 2	