



QBL912ZC-IR3

1.8mm Round Subminiature
"Z-Bend" Lead IR LED

QT-Brightek 1.8mm Round Subminiature LED Series

1.8mm Round Subminiature "Z-Bend" Lead IR LEDs

Part No.: QBL912ZC-IR3

IR3: 850nm

Product: QBL912ZC-IR3	Date: June 11, 2021	Page 1 of 9
	Version# 1.1	



Table of Contents:

Introduction 3
Electrical / Optical Characteristic (Ta=25 °C) 4
Absolute Maximum Rating 4
Characteristic Curves..... 5
Solder Profile & Footprint 6
Packing 7
Labeling 8
Ordering Information 8
Revision History 9
Disclaimer 9

Product: QBL912ZC-IR3	Date: June 11, 2021	Page 2 of 9
	Version# 1.1	

Introduction

Feature:

- Water clear lens
- Package in tape and reel
- AlGaAs technology
- Viewing Angle = 20 deg
- Reverse Mount

Description:

This 1.8mm round subminiature IR lamp with z-bend lead configuration is suitable for surface mount applications.

Application:

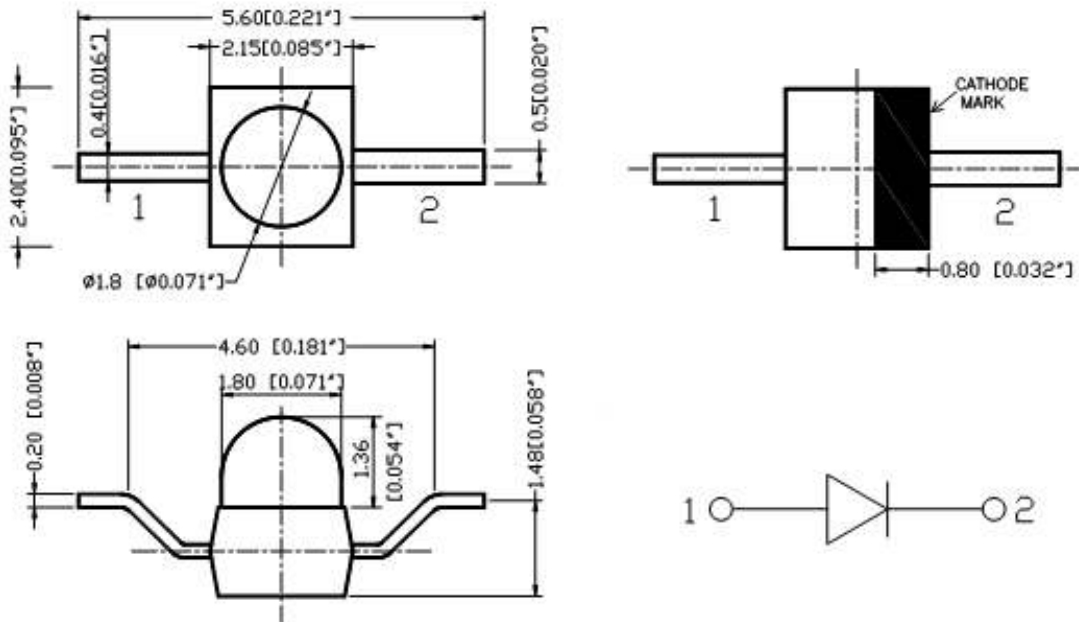
- Infrared Sensor
- Optoelectronic Switch
- Smoke detector
- Drive sensor

Certification & Compliance:

- TS16949
- ISO9001
- RoHS Compliant



Dimension:



Units: mm / tolerance = +/-0.2mm

Electrical / Optical Characteristic (Ta=25 °C)

Product	Color	I _F (mA)	V _F (V)		λ _P (nm)			I _e (mW/sr)		
			Typ.	Max.	Min.	Typ.	Max.	Min.	Typ.	Max.
QBL912ZC-IR3	Infrared	100	1.5	1.8	835	850	860	19	22	24.3

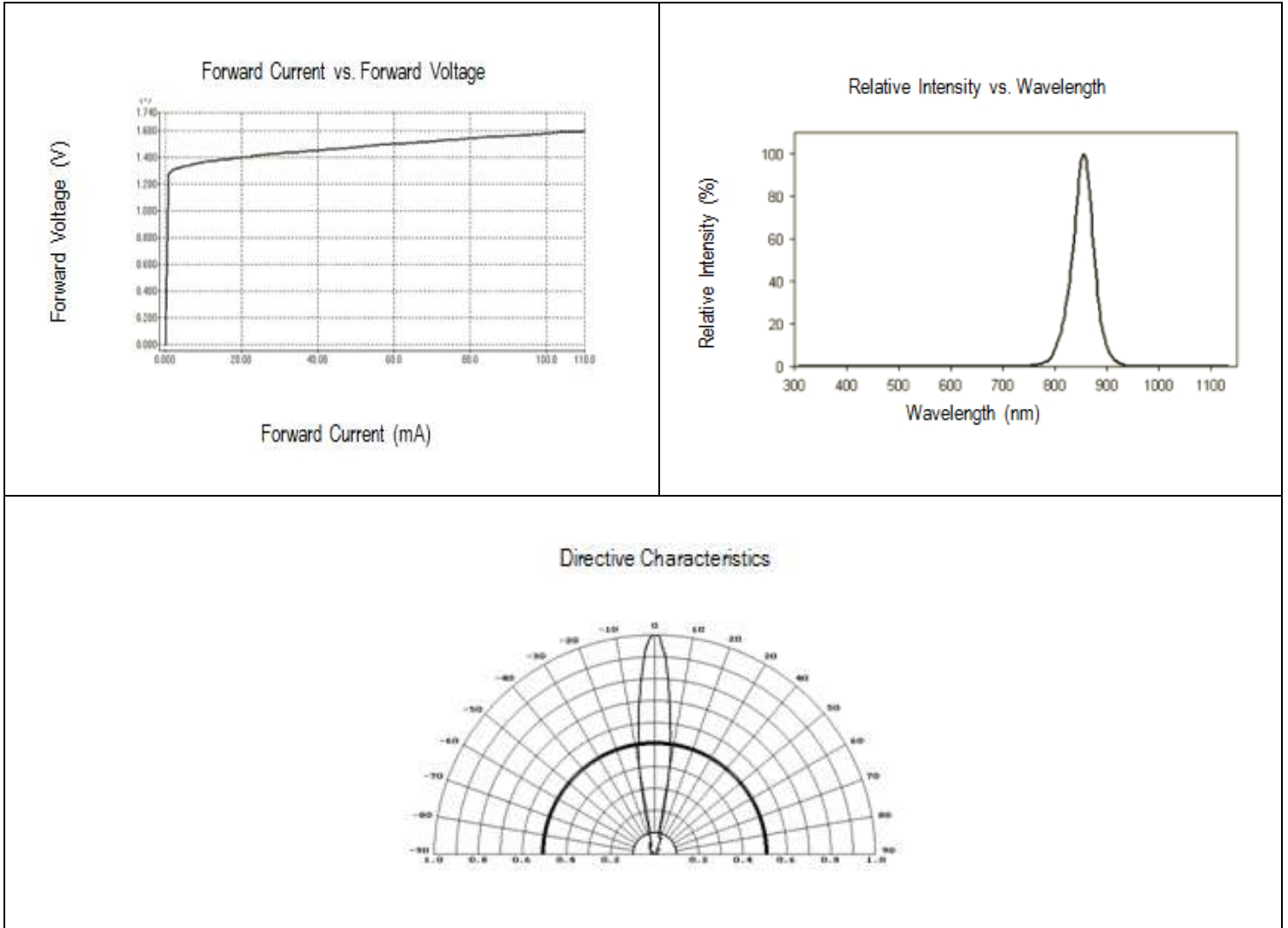
Absolute Maximum Rating

Material	P _d (mW)	I _F (mA)	I _{FP} (A)*	V _R (V)	T _{OP} (°C)	T _{ST} (°C)	T _{SOL} (°C)**
AlGaAs	180	100	1	5	-40 ~ +80	-40 ~ +85	260

*Duty cycle=1%, Pulse width 100us

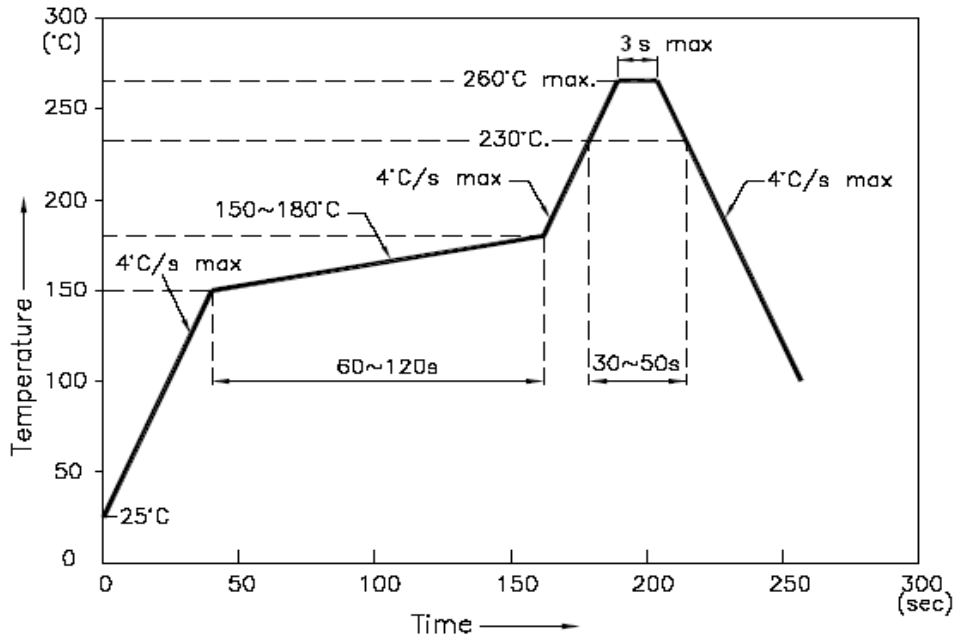
**IR Reflow for no more than 3 sec @ 260 °C

Characteristic Curves

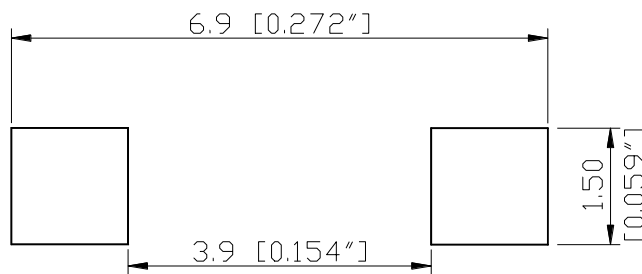


Solder Profile & Footprint

- Recommended tin solder specifications: melting temperature in the range of 178~192 °C
- The recommended reflow soldering profile is as follows (temperatures indicated are as measured on the surface of the LED resin):



Recommended Pad Layout



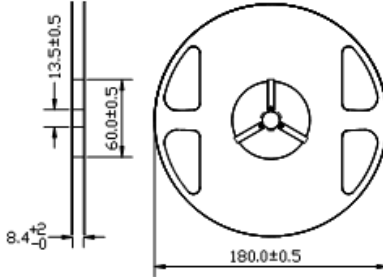
Units: mm

Tolerance: ±0.2mm

Product: QBL912ZC-IR3	Date: June 11, 2021	Page 6 of 9
	Version# 1.1	

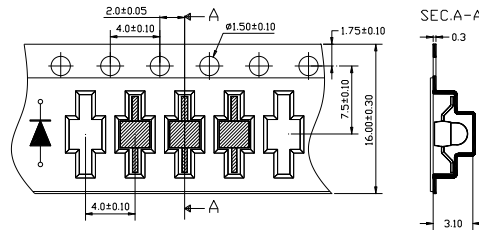
Packing

Reel Dimension:



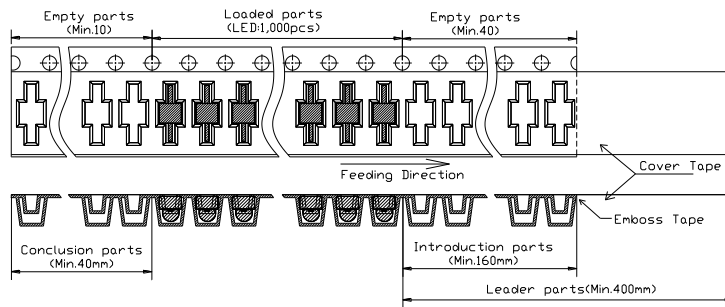
Unit: mm

Tape Dimension:

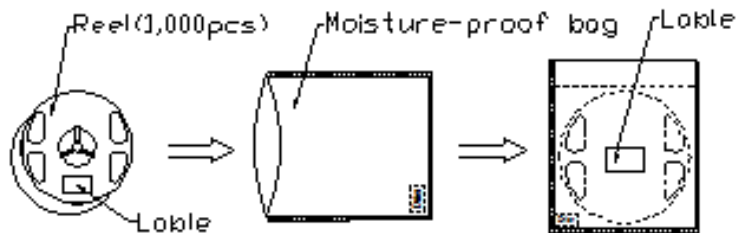


Unit: mm

Arrangement of Tape:



Packaging Specification:



Product: QBL912ZC-IR3	Date: June 11, 2021	Page 7 of 9
	Version# 1.1	

Labeling



Part No: _____

Customer P/N: _____

Item: _____

Q'ty: _____

Vf: _____

Iv: _____

WI: _____

Date: _____

Made in China

Ordering Information

Part #	Orderable Part #	Spec Range	Quantity per reel
QBL912ZC-IR3	QBL912ZC-IR3	I _e =22mW/sr typ. @ I _F =100mA / λ _P =850nm typ.	1,000 units

Product: QBL912ZC-IR3	Date: June 11, 2021	Page 8 of 9
	Version# 1.1	



Revision History

Description:	Revision #	Revision Date
New Release of QBL912ZC-IR3	V1.0	05/14/2015
Update wavelength Min. value to 835nm / update logo	V1.1	06/11/2021

Disclaimer

QT-BRIGHTTEK reserves the right to make changes without further notice to any products herein to improve reliability, function or design. QT-BRIGHTTEK does not assume any liability arising out of the application or use of any product or circuit described herein; neither does it convey any license under its patent rights, nor the rights of others.

Life Support Policy

QT-BRIGHTTEK’s products are not authorized for use as critical components in life support devices or systems without the express written approval of QT-BRIGHTTEK. As used herein:

1. Life support devices or systems are devices or systems which, (a) are intended for surgical implant into the body, or (b) support or sustain life, and (c) whose failure to perform when properly used in accordance with instructions for use provided in the labeling, can be reasonably expected to result in a significant injury of the user.
2. A critical component in any component of a life support device or system whose failure to perform can be reasonably expected to cause the failure of the life support device or system, or to affect its safety or effectiveness.

Product: QBL912ZC-IR3	Date: June 11, 2021	Page 9 of 9
	Version# 1.1	