


ID ISC.ANT40/30 & ID ISC.ANT100/100

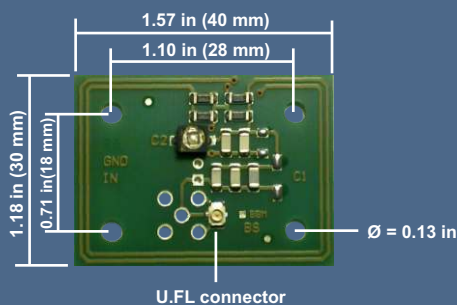

HF-Antennas for RFID proximity reader



- RFID antenna - Impedance: 50 Ω
- Frequency: 13.56 MHz
- Transmitting power: 1 W max.
- Data transfer rate up to 424 kbits/s
- Reading distance up to 5.87 in (14 cm) (ID ISC.ANT100.100)*
- 2 pin or U.FL connector option

Pictures show layout with U.FL connector

- Vending
- eTicketing
- eMobility



Pictures show layout with U.FL connector

The external antennas ID ISC.ANT40/30 and ID ISC.ANT100/100 could be used with all supported HF reader modules of FEIG ELECTRONIC.

*The reading ranges depends on the used transponder.
The ranges are based on an antenna inlay of 2.99 in x 1.77 in (76 mm x 45 mm).

Order descriptions

Article no.	Description
1967.000.00	ID ISC.ANT 40/30-A 2-pin connector
3674.000.00	ID ISC.ANT 40/30-U.FL
1968.000.00	ID ISC.ANT 100/100-A 2-pin connector
3673.000.00	ID ISC.ANT 100/100-U.FL

Specifications

ID ISC.ANT40/30

Dimensions (W x H)	1.58 in x 1.18 in (40 mm x 30 mm)
Interface	
ID ISC.ANT40/30-A	2-pin connector
ID ISC.ANT40/30-U.FL-A	U.FL connector
Operating frequency	13.56 MHz
Impedance	50 Ω
Transmitting power	1 W max.
Max. reading distance	up to 2.76 in* (7 cm)*
Data transfer rate	up to 424 kbit/s
Power supply	unneeded

Environmental conditions

Operation	-13°F - 158°F (-25 °C - 70 °C)
Storage	-40°F - 185°F (-40 °C - 85 °C)
Relative humidity	0 % - 95 % (noncondensing)

ID ISC.ANT100/100

Dimensions (W x H)	3.94 in x 3.94 in (100 mm x 100 mm)
Interface	
ID ISC.ANT100/100-A	2-pin connector
ID ISC.ANT100/100-U.FL-A	U.FL connector

Operation frequency	13.56 MHz
Impedance	50 Ω
Transmitting power	1 W max.
Max. reading distance	up to 5.87 in* (14 cm)*
Data transfer rate	up to 212 kbit/s
Power supply	unneeded

Environmental conditions

Operation	-13°F - 158°F (-25 °C - 70 °C)
Storage	-40°F - 185°F (-40 °C - 85 °C)
Relative humidity	0 % - 95 % (noncondensing)

Certifications of conformity

Environment	WEEE – 2002/96/EC RoHS – 2002/95/EC
-------------	--

Supported products

ID ISC.M02.M8-B
ID ISC.MRM102-A
ID ISC.MRM102-USB

ID CPR74.x

FEIG ELECTRONIC reserves the right to change specification without notice at any time.
State of information: August 2017