

- NOTES:
- MATERIAL:
 - HOUSING: HALOGEN FREE PLASTIC,UL94V-0.
 - CONTACT: COPPER ALLOY
 - FITTING NAIL: COPPER ALLOY
 - FINISH:
 - CONTACT: PLS SEE ACES P/N LEGEND
 - FITTING NAIL: PLS SEE ACES P/N LEGEND
 - REFLOW SOLDER CAPABLE TO 260°C PER ACES SPEC.
 - SPEC. PLS. REFER TO PS-50238-XXXX-XXX
 - PACKAGE PLS SEE ACES P/N LEGEND
 - PART NUMBER

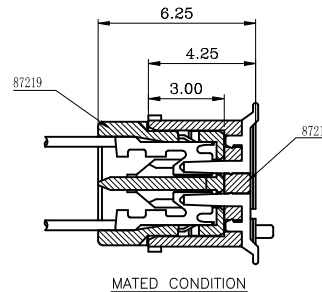
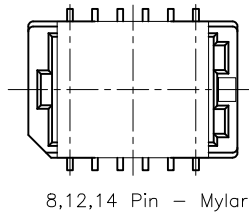
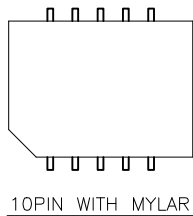
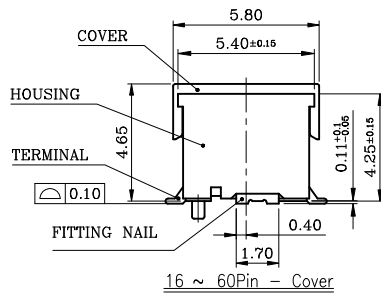
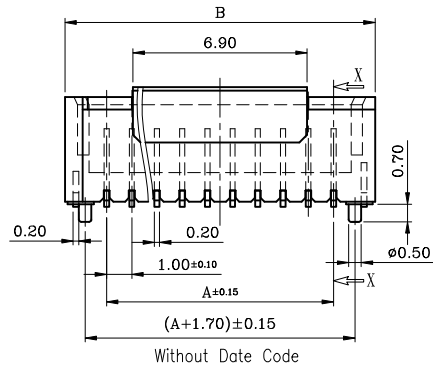
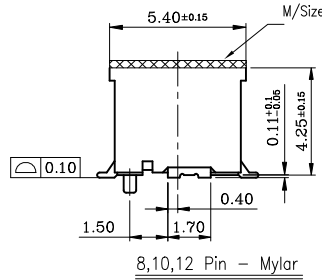
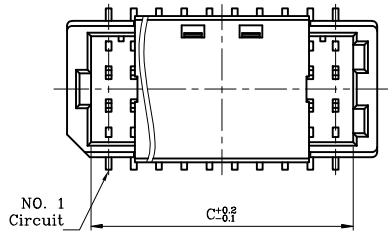
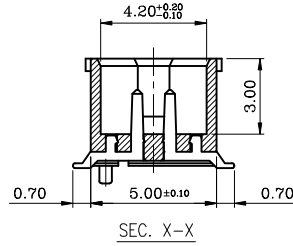
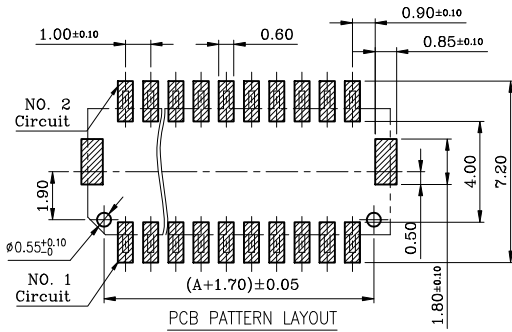
P/N LEGEND
50238-XXX X X-XXX
NO OF CKT

XXX	Boss	Color	PACKING
001	With Boss	Black	87216-XX0X-TRP
002	Without Boss	Black	87216-XX0X-TRP
003	With Boss	White	87216-XX0X-TRP
004	Without Boss	White	87216-XX0X-TRP
006	With Boss	Yellow	87216-XX0X-TRP
007	With Boss	Black	87216-XX0X-U-TRP
008	With Boss	Black	87216-XX0X-TRP
009	With Boss	Black	87216-XX0X-TRP
002	Without Boss	White	87216-XX0X-U-TRP
004	Without Boss	Black	87216-XX0X-U-TRP

- PACKING
- 0:TAPE&REEL WITHOUT MYLAR & COVER
 - 1:TUBE WITHOUT MYLAR & COVER
 - 4:TAPE&REEL WITH MYLAR
 - 5:TUBE WITH MYLAR
 - 7:TAPE&REEL WITH COVER
 - 8:TUBE WITH COVER
- PLATING
- 1:GOLD FLASH
 - L:LEAD FREE (PURE TIN)
 - N:MATTE TIN
 - C:15u" GOLD ON CONTACT FOR LEAD FREE
 - 4:3u" GOLD ON CONTACT FOR LEAD FREE
 - T: CONTACT AREA:10u" GOLD PLATING SOLDER AREA: GOLD FLASH
 - D: CONTACT AREA:30u" GOLD PLATING SOLDER AREA: GOLD FLASH 50u" MIN. NICKEL OVERALL
 - 3: CONTACT AREA:1u" GOLD PLATING SOLDER AREA:1u" GOLD FLATING

CKT	Dim A	Dim B	Dim C	M/Size or Cover
8	3.0	6.3	4.4	W6T12
10	4.0	7.3	5.4	W7T12
12	5.0	8.3	6.4	W8T12
14	6.0	9.3	7.4	W6T12
16	7.0	10.3	8.4	50238-C
18	8.0	11.3	9.4	50238-C
20	9.0	12.3	10.4	50238-C
24	11.0	14.3	12.4	50238-C
28	13.0	16.3	14.4	50238-C
30	14.0	17.3	15.4	50238-C
34	16.0	19.3	17.4	50238-C
40	19.0	22.3	20.4	50238-C
50	24.0	27.3	25.4	50238-C
60	29.0	32.3	30.4	50238-C

QUALITY SYMBOLS MAJOR Ⓞ CRITICAL Ⓢ GENERAL TOLERANCES (UNLESS SPECIFIED) X. ±0.5 .X ±0.25 .XX ±0.15 .XXX ±0.1 ANGLES ±2°	DRAWN BY Zhu, Wei DATE 23'/02/17		TITLE 1.0mm WTB D/R WAFER SMT S/T TYPE	
	CHECKED BY Xu, Zhi Yong DATE 23'/02/17		APPROVED BY Xu, Zhi Yong DATE 23'/02/17	
	UNITS mm		SIZE A4	RFQ NO. NA
	SCALE 4 : 1		SHEET NO. 1 OF 4	REV Z



- NOTES:
- MATERIAL:
 - HOUSING: HALOGEN FREE PLASTIC,UL94V-0.
 - CONTACT: COPPER ALLOY
 - FITTING NAIL: COPPER ALLOY
 - FINISH:
 - CONTACT: PLS SEE ACES P/N LEGEND
 - FITTING NAIL: PLS SEE ACES P/N LEGEND
 - REFLOW SOLDER CAPABLE TO 260°C PER ACES SPEC.
 - SPEC. PLS. REFER TO PS-50238-XXXX-XXX
 - PACKAGE PLS SEE ACES P/N LEGEND
 - PART NUMBER

P/N LEGEND
50238-XXX X X-XXX

XXX	Boss	Color	PACKING
001	With Boss	Black	87216-XX0X-TRP
002	Without Boss	Black	87216-XX0X-TRP
003	With Boss	White	87216-XX0X-TRP
004	Without Boss	White	87216-XX0X-TRP
006	With Boss	Yellow	87216-XX0X-TRP
007	With Boss	Black	87216-XX0X-U-TRP
008	With Boss	Black	87216-XX0X-TRP
009	With Boss	Black	87216-XX0X-TRP
002	Without Boss	White	87216-XX0X-U-TRP
004	Without Boss	Black	87216-XX0X-U-TRP

Production site : KS

- PACKING
- 0:TAPE&REEL WITHOUT MYLAR & COVER
 - 1:TUBE WITHOUT MYLAR & COVER
 - 4:TAPE&REEL WITH MYLAR
 - 5:TUBE WITH MYLAR
 - 7:TAPE&REEL WITH COVER
 - 8:TUBE WITH COVER

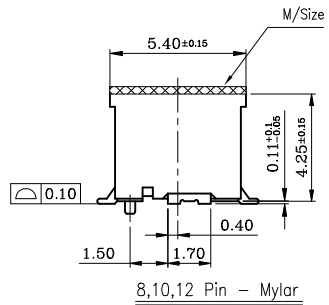
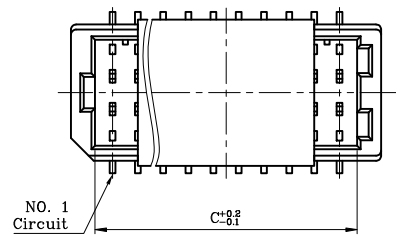
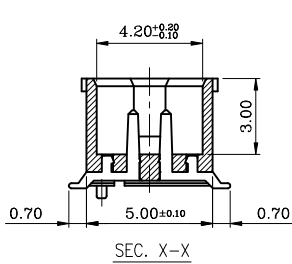
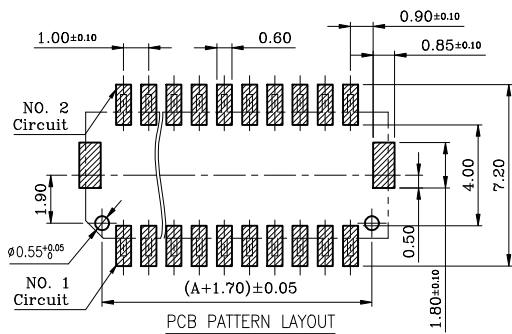
- PLATING
- 1:GOLD FLASH
 - L:LEAD FREE (PURE TIN)
 - N:MATTE TIN
 - C:15u" GOLD ON CONTACT FOR LEAD FREE
 - 4:3u" GOLD ON CONTACT FOR LEAD FREE
 - T: CONTACT AREA:10u" GOLD PLATING SOLDER AREA: GOLD FLASH
 - D: CONTACT AREA:30u" GOLD PLATING SOLDER AREA: GOLD FLASH 50u" MIN. NICKEL OVERALL
 - 3: CONTACT AREA:1u" GOLD PLATING SOLDER AREA:1u" GOLD PLATING
 - S: CONTACT AREA:15u" GOLD PLATING SOLDER AREA:1u" GOLD PLATING

CKT	Dim A	Dim B	Dim C	M/Size or Cover
8	3.0	6.3	4.4	W6T12
10	4.0	7.3	5.4	W7T12
12	5.0	8.3	6.4	W8T12
14	6.0	9.3	7.4	W6T12
16	7.0	10.3	8.4	50238-C
18	8.0	11.3	9.4	50238-C
20	9.0	12.3	10.4	50238-C
24	11.0	14.3	12.4	50238-C
28	13.0	16.3	14.4	50238-C
30	14.0	17.3	15.4	50238-C
34	16.0	19.3	17.4	50238-C
40	19.0	22.3	20.4	50238-C
50	24.0	27.3	25.4	50238-C
60	29.0	32.3	30.4	50238-C

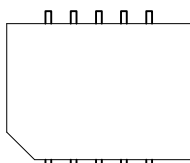
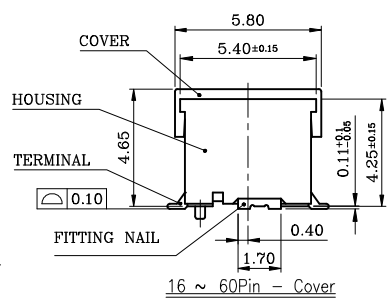
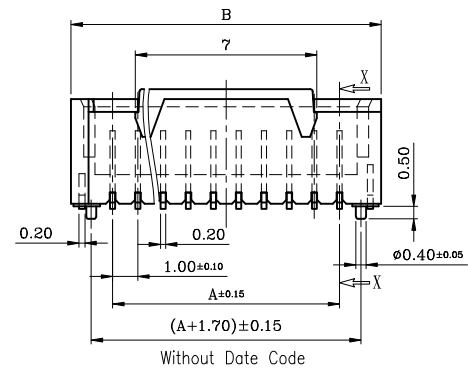
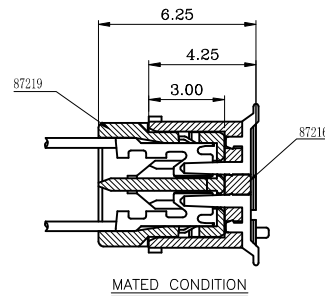
QUALITY SYMBOLS
MAJOR Ⓢ
CRITICAL Ⓢ
GENERAL TOLERANCES (UNLESS SPECIFIED)
X. ±0.5
.X ±0.25
.XX ±0.15
.XXX ±0.1
ANGLES ±2°

DRAWN BY
Zhu, Wei 23'/02/17
CHECKED BY
Xu, Zhi Yong 23'/02/17
APPROVED BY
Xu, Zhi Yong 23'/02/17
UNITS
mm
SCALE
4 : 1

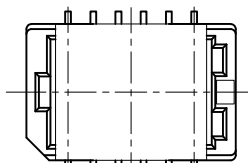
DATE
23'/02/17
DATE
23'/02/17
DATE
23'/02/17
TITLE
1.0mm WTB D/R WAFER SMT S/T TYPE
SIZE
A4
REV
Z
R/Q NO.
NA
DWG NO.
50238-XXXX-XXX



Production site : DG



10PIN WITH MYLAR



8,12,14 Pin - Mylar

- NOTES:
- MATERIAL:
 - HOUSING: HALOGEN FREE PLASTIC,UL94V-0.
 - CONTACT: COPPER ALLOY
 - FITTING NAIL: COPPER ALLOY
 - FINISH:
 - CONTACT: PLS SEE ACES P/N LEGEND
 - FITTING NAIL: PLS SEE ACES P/N LEGEND
 - REFLOW SOLDER CAPABLE TO 260°C PER ACES SPEC.
 - SPEC. PLS. REFER TO PS-50238-xxxxx-xxx
 - PACKAGE PLS SEE ACES P/N LEGEND
 - PART NUMBER

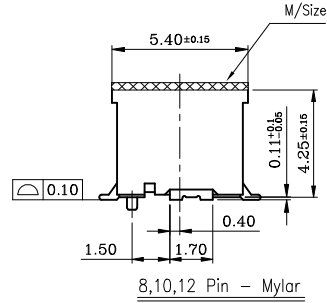
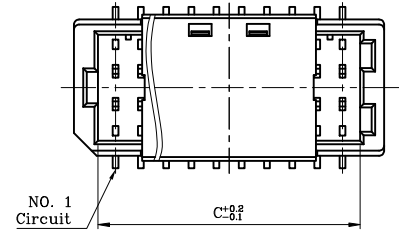
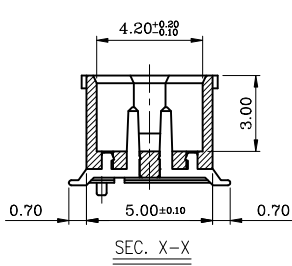
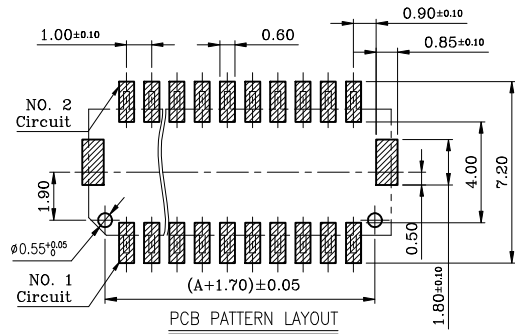
P/N LEGEND
50238-XXX X X-XXX

XXX	Boss	Color	PACKING
005	With Boss	Black	87216-XX0X-TRP

NO OF CKT
PACKING: 7:TAPE&REEL WITH COVER
PLATING: 1:GOLD FLASH

CKT	Dim A	Dim B	Dim C	M/Size or Cover
24	11.0	14.3	12.4	50238-C

QUALITY SYMBOLS MAJOR Ⓢ CRITICAL Ⓢ GENERAL TOLERANCES (UNLESS SPECIFIED) X. ±0.5 .X ±0.25 .XX ±0.15 .XXX ±0.1 ANGLES ±2°	DRAWN BY Zhu, Wei 23'/02/17	DATE 23'/02/17		TITLE 1.0mm WTB D/R WAFER SMT S/T TYPE
	CHECKED BY Xu, Zhi Yong 23'/02/17	DATE 23'/02/17		
UNITS mm SCALE 4 : 1		SIZE A4	RFQ NO. NA	DWG NO. 50238-XXXXX-XXX
	SHEET NO. 3 OF 4	REV Z		



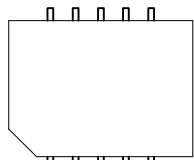
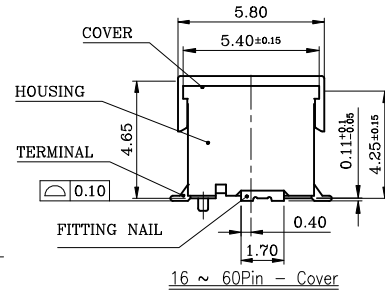
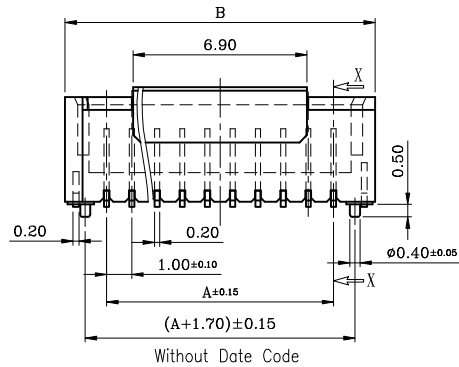
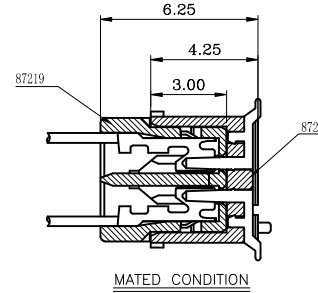
Production site : KS

- NOTES:
- MATERIAL:
 - HOUSING: HALOGEN FREE PLASTIC, UL94V-0.
 - CONTACT: COPPER ALLOY
 - FITTING NAIL: COPPER ALLOY
 - FINISH:
 - CONTACT: PLS SEE ACES P/N LEGEND
 - FITTING NAIL: PLS SEE ACES P/N LEGEND
 - REFLOW SOLDER CAPABLE TO 260°C PER ACES SPEC.
 - SPEC. PLS. REFER TO PS-50238-xxxxx-xxx
 - PACKAGE PLS SEE ACES P/N LEGEND
 - PART NUMBER

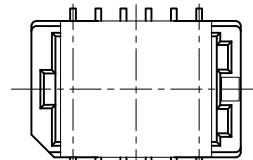
P/N LEGEND
50238-XXX X X-XXX

XXX	Boss	Color	PACKING
005	With Boss	Black	87216-XX0X-TRP

NO OF CKT
PACKING 7:TAPE&REEL WITH COVER
PLATING 1:GOLD FLASH



10PIN WITH MYLAR



8,12,14 Pin - Mylar

CKT	Dim A	Dim B	Dim C	M/Size or Cover
24	11.0	14.3	12.4	50238-C

QUALITY SYMBOLS
MAJOR Ⓢ
CRITICAL Ⓢ
GENERAL TOLERANCES (UNLESS SPECIFIED)
X. ±0.5
.X ±0.25
.XX ±0.15
.XXX ±0.1
ANGLES ±2°

DRAWN BY
Zhu, Wei
23'/02/17
CHECKED BY
Xu, Zhi Yong
23'/02/17
APPROVED BY
Xu, Zhi Yong
23'/02/17
UNITS
mm
SCALE
4 : 1
SHEET NO.
4 OF 4

ACES ELECTRONICS
TITLE
1.0mm WTB D/R WAFER SMT S/T TYPE
RFQ NO.
NA
DWG NO.
50238-XXXXX-XXX