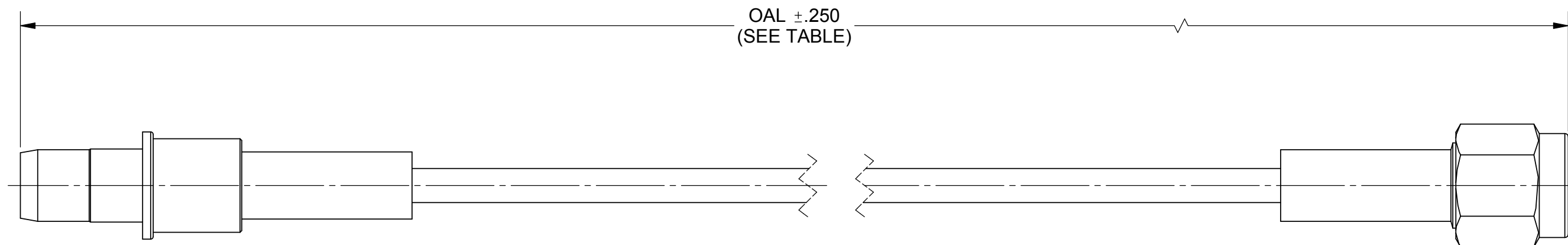


# PRODUCT DATA DRAWING

REVISION HISTORY			
REV	DESCRIPTION	DATE	APPROVED
-	NRN 44388	11/19	DEF




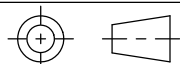
**MATERIAL:**

- CONNECTORS: BMA (SIZE 8) D38999 PIN CONTACT (SF9421-6000)  
 SMA PLUG (SF2906-6002)
- CABLE: T-FLEX 405
- SHRINK TUBING: M23053/5

**PERFORMANCE:**

- IMPEDANCE: 50 OHMS
- FREQ. RANGE: DC TO 18.0 GHZ

SV P/N	OAL
7093-0180	12.000
7093-0181	24.000

MATERIAL: SEE NOTES	DIMENSIONS ARE IN INCHES TOLERANCES: FRACTIONAL: ±1/64 ANGULAR: X° ±1'0" X°X' ±15'	UNLESS OTHERWISE SPECIFIED 1) ALL DIMENSIONS ARE IN INCHES (MILLIMETERS) 2) ALL DIMENSIONS ARE AFTER PLATING. 3) BREAK CORNERS & EDGES .005 R. MAX. 4) CHAM. 1ST & LAST THREADS. 5) SURFACE ROUGHNESS 63 MIL-STD-10. 6) DIA.'S ON COMMON CENTERS TO BE CONCENTRIC WITHIN .005 T.I.R. 7) REMOVE ALL BURRS	 www.svmicrowave.com
FINISH: SEE NOTES	DECIMAL: X ±.030 .XX ±.010 .XXX ±.005		
SURFACE AREA: N/A	INTERPRET DIMENSIONS AND TOLERANCES PER ASME Y14.5M - 1994	DRAWN: SJ 11/11/19 CHECKED: DEF 11/11/19 APPROVED: DEF 11/11/19	TITLE: BMA (SIZE 8) D38999 PIN CONTACT TO SMA MALE FOR Ø.085 T-FLEX CABLE ASSEMBLY
<p><b>PROPRIETARY</b></p> <p>THE INFORMATION CONTAINED IN THIS DRAWING IS THE SOLE PROPERTY OF SV MICROWAVE, INC. ANY REPRODUCTION IN PART OR AS A WHOLE WITHOUT THE WRITTEN PERMISSION OF SV MICROWAVE, INC IS PROHIBITED.</p>	<p>THIRD ANGLE PROJECTION</p> 		<p>SIZE DWG. NO. <b>B</b> 7093-0180-0181</p>
		SCALE: 3:1	SHEET 1 OF 1