

Printed-circuit board connector - FKC 2,5/ 9-ST-5,08-RF - 1925760

Please be informed that the data shown in this PDF Document is generated from our Online Catalog. Please find the complete data in the user's documentation. Our General Terms of Use for Downloads are valid (<http://phoenixcontact.com/download>)

Plug component, Nominal current: 12 A, Rated voltage (III/2): 320 V, Number of positions: 9, Pitch: 5.08 mm, Connection method: Spring-cage connection, Color: green, Contact surface: Tin, Article with self-locking flange



The figure shows a 10-position version of the product

Product Features

- ✓ For larger numbers of positions up to 24-pos., visit: phoenixcontact.net/products
- ✓ Can be combined with the MSTB 2,5 range
- ✓ Fast conductor connection thanks to Push-in spring-cage connection
- ✓ Two test connections for accommodating 2 mm Ø test pins or 2.3 mm Ø test plug
- ✓ Contacting of solid or stranded conductors with ferrules without actuating the opening lever directly in the terminal point



Key commercial data

Packing unit	1 pc
Minimum order quantity	50 pc
Weight per Piece (excluding packing)	16.84 GRM
Custom tariff number	85366990
Country of origin	Germany

Technical data

Dimensions

Pitch	5.08 mm
Dimension a	40.64 mm

General

Range of articles	FKC 2,5/..-ST-RF
Insulating material group	I
Rated surge voltage (III/3)	4 kV
Rated surge voltage (III/2)	4 kV

Printed-circuit board connector - FKC 2,5/ 9-ST-5,08-RF - 1925760

Technical data

General

Rated surge voltage (II/2)	4 kV
Rated voltage (III/3)	250 V
Rated voltage (III/2)	320 V
Rated voltage (II/2)	630 V
Connection in acc. with standard	EN-VDE
Nominal current I _N	12 A
Nominal cross section	2.5 mm ²
Maximum load current	12 A
Insulating material	PA
Inflammability class according to UL 94	V0
Internal cylindrical gage	A2
Stripping length	10 mm
Number of positions	9

Connection data

Conductor cross section solid min.	0.2 mm ²
Conductor cross section solid max.	2.5 mm ²
Conductor cross section stranded min.	0.2 mm ²
Conductor cross section stranded max.	2.5 mm ²
Conductor cross section stranded, with ferrule without plastic sleeve min.	0.25 mm ²
Conductor cross section stranded, with ferrule without plastic sleeve max.	2.5 mm ²
Conductor cross section stranded, with ferrule with plastic sleeve min.	0.25 mm ²
Conductor cross section stranded, with ferrule with plastic sleeve max.	2.5 mm ²
Conductor cross section AWG/kcmil min.	24
Conductor cross section AWG/kcmil max	12
2 conductors with same cross section, stranded, TWIN ferrules with plastic sleeve, min.	0.5 mm ²
2 conductors with same cross section, stranded, TWIN ferrules with plastic sleeve, max.	1.5 mm ²
Minimum AWG according to UL/CUL	26
Maximum AWG according to UL/CUL	12

Classifications

eCl@ss

eCl@ss 4.0	272607xx
eCl@ss 4.1	27260701
eCl@ss 5.0	27260701

Printed-circuit board connector - FKC 2,5/ 9-ST-5,08-RF - 1925760

Classifications

eCl@ss

eCl@ss 5.1	27260701
eCl@ss 6.0	27260704
eCl@ss 7.0	27440402
eCl@ss 8.0	27440309

ETIM

ETIM 3.0	EC001121
ETIM 4.0	EC002638
ETIM 5.0	EC002638

UNSPSC

UNSPSC 6.01	30211810
UNSPSC 7.0901	39121409
UNSPSC 11	39121409
UNSPSC 12.01	39121409
UNSPSC 13.2	39121409

Approvals

Approvals


Approvals

UL Recognized / VDE Gutachten mit Fertigungsüberwachung / cUL Recognized / GOST / IECCE CB Scheme / GOST / CCA / cULus Recognized

Ex Approvals

Approvals submitted

Approval details

UL Recognized 		
	B	D
mm ² /AWG/kcmil	26-12	26-12
Nominal current I _N	10 A	10 A

Printed-circuit board connector - FKC 2,5/ 9-ST-5,08-RF - 1925760

Approvals

	B	D
Nominal voltage UN	300 V	300 V

VDE Gutachten mit Fertigungsüberwachung

	B	D
mm ² /AWG/kcmil	0.2-2.5	
Nominal current IN	12 A	
Nominal voltage UN	250 V	

cUL Recognized

	B	D
mm ² /AWG/kcmil	26-12	26-12
Nominal current IN	10 A	10 A
Nominal voltage UN	300 V	300 V

GOST

IECEE CB Scheme

	B	D
mm ² /AWG/kcmil	0.2-2.5	
Nominal current IN	12 A	
Nominal voltage UN	250 V	

GOST

CCA

mm ² /AWG/kcmil	0.2-2.5
Nominal current IN	12 A

Printed-circuit board connector - FKC 2,5/ 9-ST-5,08-RF - 1925760

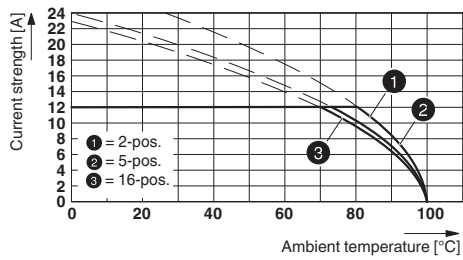
Approvals

Nominal voltage UN	250 V
--------------------	-------

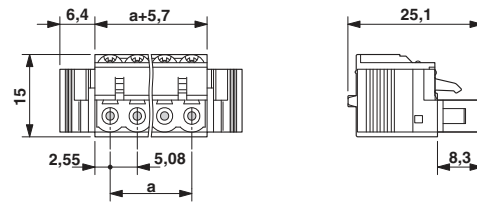
cULus Recognized

Drawings

Diagram



Dimensioned drawing



Type: FKC 2,5/...-ST-5,08-RF with FKICS 2,5/...-STD-5,08-RN