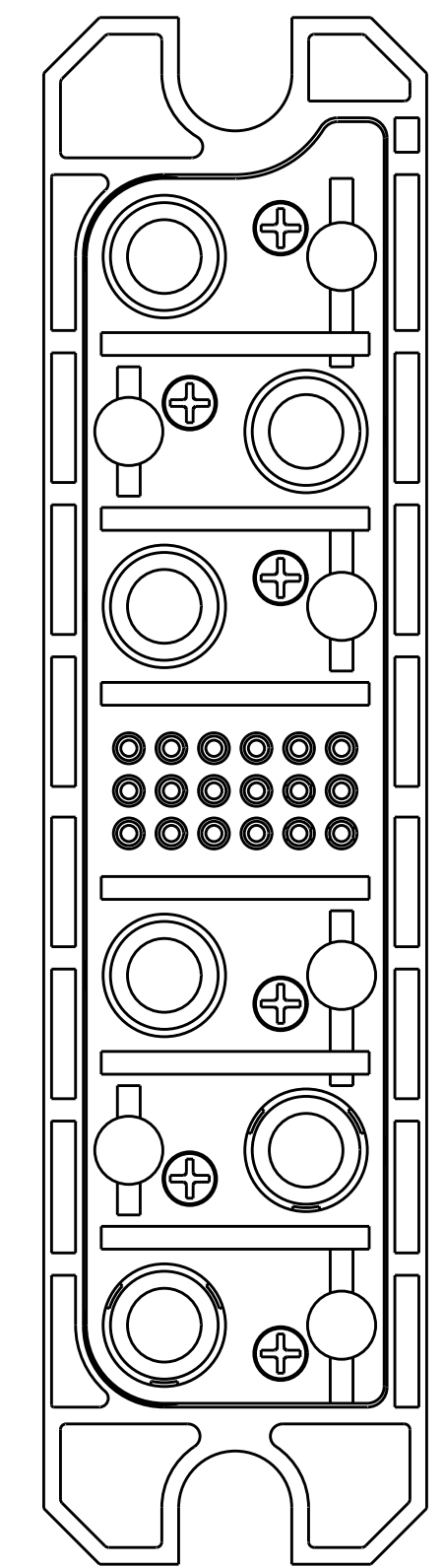
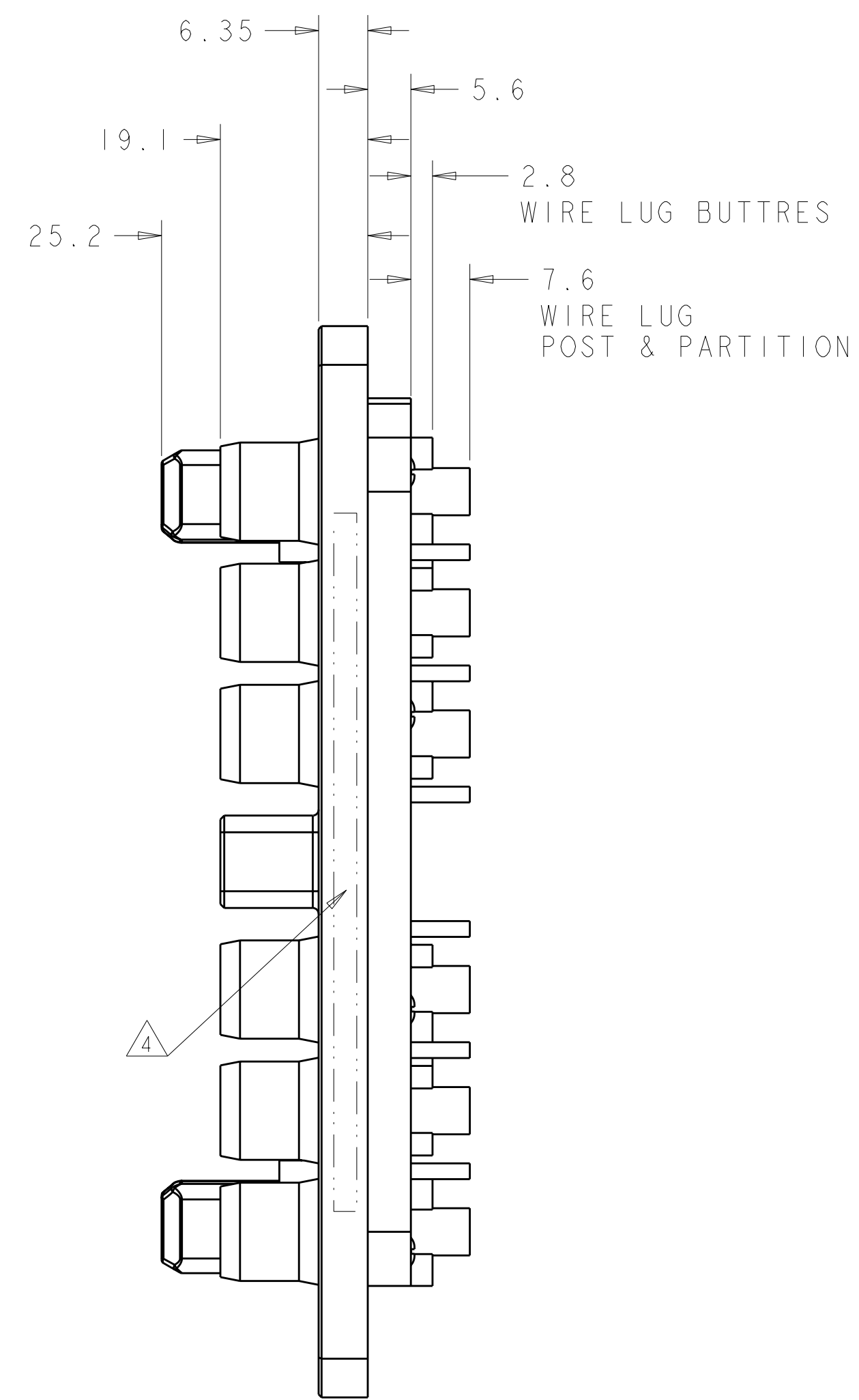
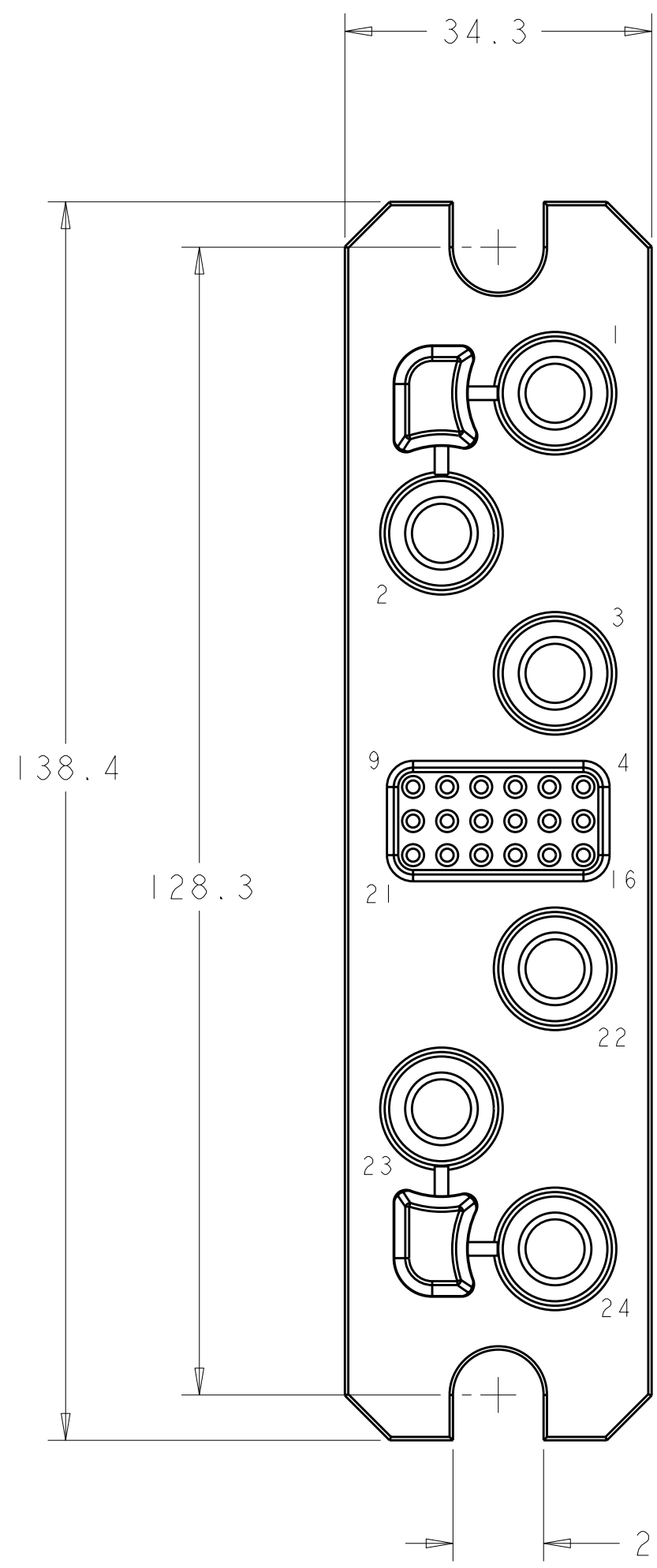


THIS DRAWING IS UNPUBLISHED. RELEASED FOR PUBLICATION 20
 © COPYRIGHT 20 BY TYCO ELECTRONICS CORPORATION. ALL RIGHTS RESERVED.

LOC	DIST	REVISIONS			
P	LTR	DESCRIPTION	DATE	DWN	APVD
GP	00	A	RELEASED	09OCT2008	RG DO



SOCKET CONTACT (B)
#4 GAGE

SOCKET CONTACT (C)
#20 GAGE

SOCKET CONTACT (B)
#4 GAGE

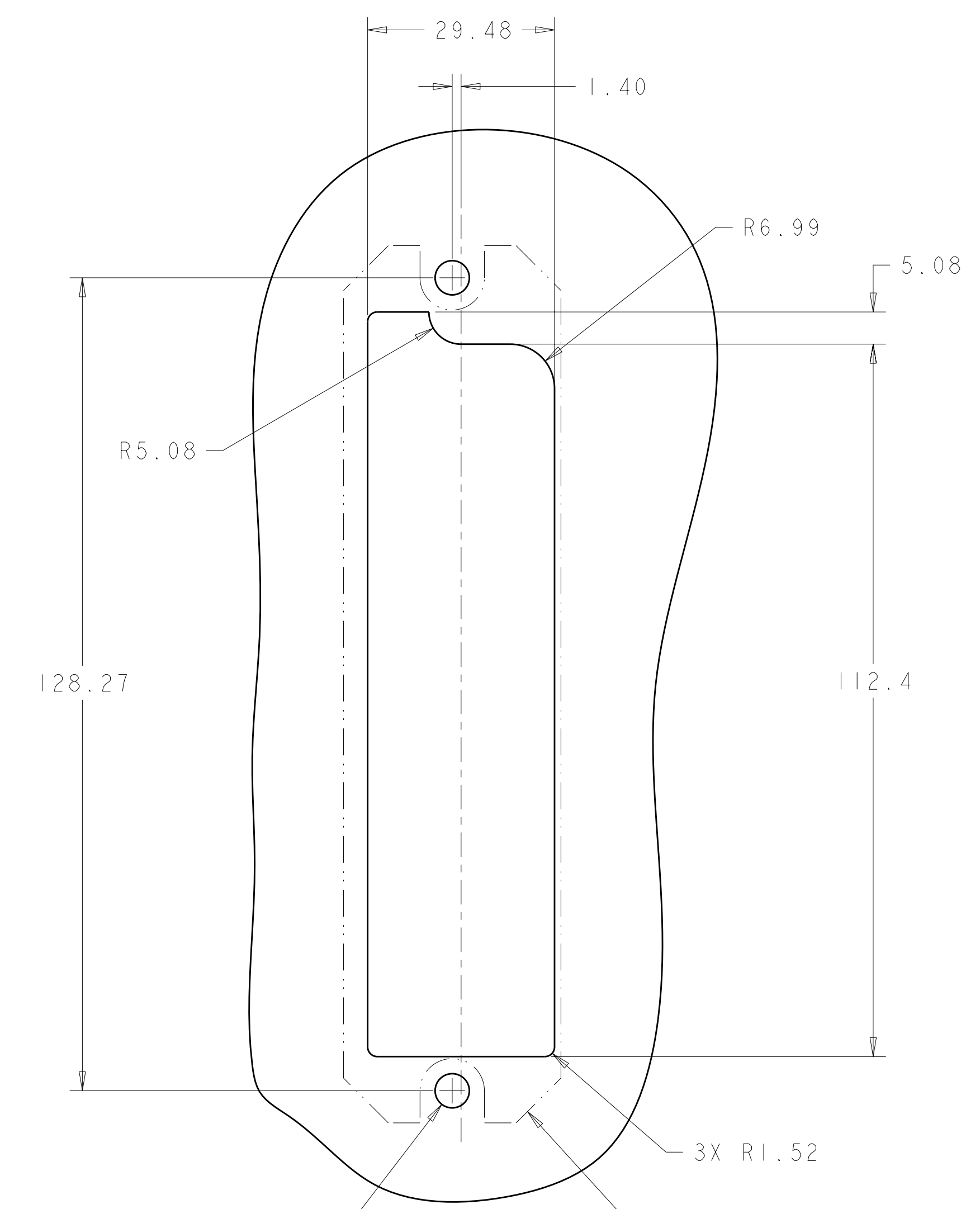
BOTTOM VIEW

ELCON CUSTOM DRAWER

<small>THIS DRAWING IS A CONTROLLED DOCUMENT FOR TYCO ELECTRONICS CORPORATION. IT IS SUBJECT TO CHANGE AND THE CONTROLLING ENGINEERING ORGANIZATION SHOULD BE CONTACTED FOR THE LATEST REVISION.</small>		DWN R. GRZYBOWSKI 10SEPT08 CHK D. ORRIS 10SEPT08 APVD M. PERCHERKE 10SEPT08	Tyco Electronics Harrisburg, PA 17105-3608
DIMENSIONS: mm 	TOLERANCES UNLESS OTHERWISE SPECIFIED: 0 PLC ±- 1 PLC ±0.5 2 PLC ±0.25 3 PLC ±- 4 PLC ±- ANGLES ±2 FINISH	PRODUCT SPEC APPLICATION SPEC WEIGHT CUSTOMER DRAWING	NAME SOCKET CONNECTOR ASSEMBLY 6PS18 CUSTOMER DRAWER SIZE CAGE CODE DRAWING NO RESTRICTED TO A200779 C-1926993 -
		SCALE 1:1	SHEET 1 OF 2 REV A

THIS DRAWING IS UNPUBLISHED. RELEASED FOR PUBLICATION 20
 © COPYRIGHT 20 BY TYCO ELECTRONICS CORPORATION. ALL RIGHTS RESERVED.

LOC	DIST	REVISIONS					
GP	00	P	LTR	DESCRIPTION	DATE	DWN	APVD
		-		SEE SHEET 1			



- PART NUMBER CHANGES AND OR DESIGN CHANGES AFFECTING THE INTERCHANGEABILITY REQUIRE PRIOR TYCO ELECTRONICS APPROVAL AND AUTHORIZATION BY REVISION TO THIS DRAWING.
- MATERIAL:
 INSULATOR: THERMOPLASTIC, GLASS REINFORCED, FLAMMABILITY RATED, COLOR: BLACK
 CONTACT: COPPER
 RETENTION CLIPS: BERYLLIUM COPPER OR STAINLESS STEEL
 SHOULDER SCREW: STAINLESS STEEL
 CROWN BAND: BERYLLIUM COPPER
- FINISH:
 CONTACT SIZE #20: GOLD PLATE 0.254µm MIN THK. OVER NICKEL 1.27µm MIN THK.
 CONTACT SIZE #4 : SILVER PLATE 5.08µm OVER NICKEL 1.27µm MIN THK.
 CROWN BAND: GOLD PLATE 0.254µm MIN THK. OVER NICKEL 1.27µm MIN THK.

4 ITEMS PROVIDED TO THIS SPECIFICATION TO BE PERMANENTLY IDENTIFIED PER THE FOLLOWING IDENTIFIER:

YEAR] [WEEK
 TYCO ELECTRONICS P/N DATE CODE (e.g. 0216)
 XXXXXXXX-X XXXX

5 CRIMP CONTACTS AND SHOULDER SCREW (ITEMS B,C AND D) ARE PACKAGED SEPARATELY AND PLACED IN THE BOX WITH THE CONNECTOR ASSEMBLY.

2X Ø MOUNTING HOLE
 SELF-CLINCHING NUT
 M4 X 0.7

CONNECTOR FLANGE
 OUTLINE

SUGGESTED PANEL CUTOUT
 VIEW FROM CONNECTOR MOUNTING SIDE

5	2	1650589-1	SCREW, SHOULDER, FLOAT, M4 X 0.7	D
5	18	1648325-1	CONTACT, SOCKET, SIZE #20, CRIMP	C
5	6	6648434-1	CONTACT, SOCKET, SIZE #4, CRIMP	B
	1	6651810-2	SOCKET HOUSING, SUBASSEMBLY	A
	-1	PART NO.	DESCRIPTION	ITEM

THIS DRAWING IS A CONTROLLED DOCUMENT FOR TYCO ELECTRONICS CORPORATION. IT IS SUBJECT TO CHANGE AND THE CONTROLLING ENGINEERING ORGANIZATION SHOULD BE CONTACTED FOR THE LATEST REVISION.		DWN R. GRZYBOWSKI 10SEPT08 CHK D. ORRIS 10SEPT08 APVD M. PERCHERKE 10SEPT08	Tyco Electronics Harrisburg, PA 17105-3608
DIMENSIONS: mm 	TOLERANCES UNLESS OTHERWISE SPECIFIED: 0 PLC ± 1 PLC ±0.5 2 PLC ±0.25 3 PLC ± 4 PLC ± ANGLES ±2 FINISH	PRODUCT SPEC APPLICATION SPEC WEIGHT	NAME SOCKET CONNECTOR ASSEMBLY 6PS18 CUSTOMER DRAWER SIZE CAGE CODE DRAWING NO RESTRICTED TO A200779C-1926993 -
MATERIAL		CUSTOMER DRAWING	SCALE 1:1 SHEET 2 OF 2 REV A

ELCON CUSTOM DRAWER