

4


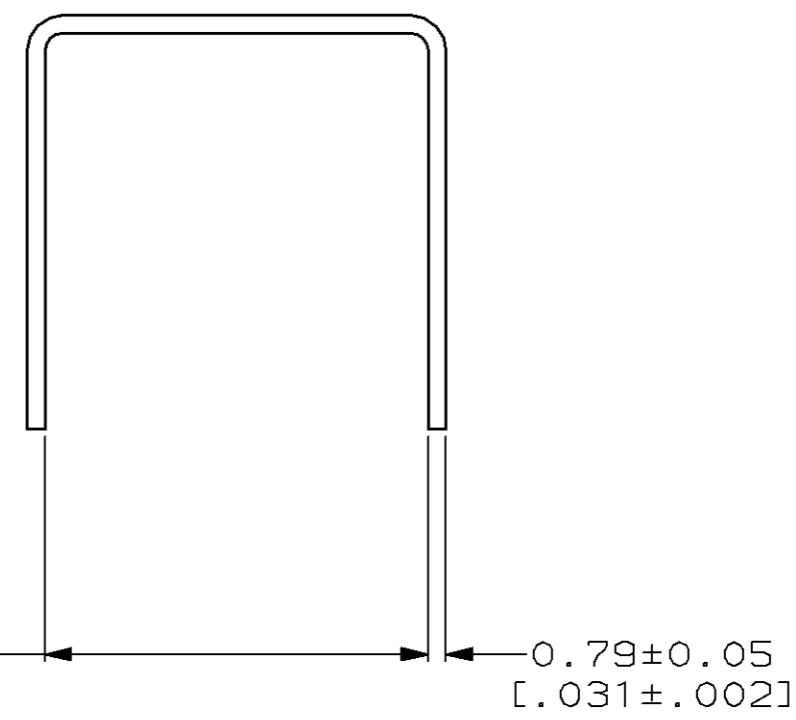
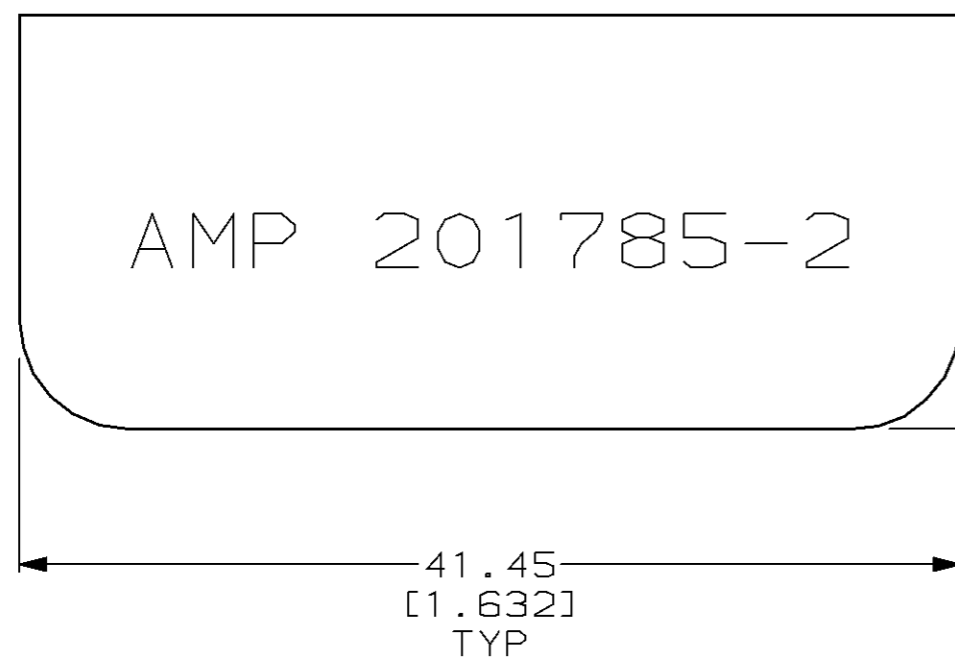
3

2

1

THIS DRAWING IS UNPUBLISHED. RELEASED FOR PUBLICATION, 19 .
 © COPYRIGHT 19 BY AMP INCORPORATED. ALL RIGHTS RESERVED.

LOC	DIST	REVISIONS			
P	LTR	DESCRIPTION	DATE	DWN	APVD
BD	36	F	REDRAWN PER EC 0020-1347-95	16 APR 96	-



3.18±0.13
[.125±.005]
2 PLC

△ 5.08µm [.000200] MIN NICKEL PER QQ-N-290.

201785-4
PART NUMBER

THIS DRAWING IS A CONTROLLED DOCUMENT.		DWN C. REIFSNYDER 16 APR 96	AMP AMP Incorporated Harrisburg, PA 17105-3608												
DIMENSIONS: mm [INCHES]		CHK R. STONE 24 MAY 96													
TOLERANCES UNLESS OTHERWISE SPECIFIED:		APVD G. STEINHAUER 21 JUN 96	NAME PIN HOOD, 26 PLACE, MINIATURE RECTANGULAR, M SERIES												
<table border="1"> <tr><td>0 PLC</td><td>±-</td></tr> <tr><td>1 PLC</td><td>±-</td></tr> <tr><td>2 PLC</td><td>±0.38 [.015]</td></tr> <tr><td>3 PLC</td><td>±-</td></tr> <tr><td>4 PLC</td><td>±-</td></tr> <tr><td>ANGLES</td><td>±-</td></tr> </table>		0 PLC	±-	1 PLC	±-	2 PLC	±0.38 [.015]	3 PLC	±-	4 PLC	±-	ANGLES	±-	PRODUCT SPEC -	SIZE A3
0 PLC	±-														
1 PLC	±-														
2 PLC	±0.38 [.015]														
3 PLC	±-														
4 PLC	±-														
ANGLES	±-														
MATERIAL CARBON STEEL		APPLICATION SPEC -	CAGE CODE 00779												
FINISH △		WEIGHT -	DRAWING NO C-201785												
		CUSTOMER DRAWING	SCALE 3:1												
			SHEET 1 OF 1												
			REV F												