

4-2103177-4 ✓ ACTIVE

HVA 280

TE Internal #: 4-2103177-4

Housing for Female Terminals, Wire-to-Device / Wire-to-Board, 2 Position, .409 in [10.4 mm] Centerline, Sealable, Black, Signal, HVA 280

[View on TE.com >](#)



Connectors > Automotive Connectors > Automotive Housings



Connector & Housing Type: **Housing for Female Terminals**

Mating Tab Width: **2.8 mm [.11 in]**

Connector System: **Wire-to-Board, Wire-to-Device**

Number of Positions: **2**

Centerline (Pitch): **10.4 mm [.409 in]**

Features

Product Type Features

Connector Shape	Rectangular
Connector & Housing Type	Housing for Female Terminals
Connector System	Wire-to-Board, Wire-to-Device
Sealable	Yes
Hybrid Connector	No
Primary Locking Feature	On the Terminal

Configuration Features

Number of Positions	2
Number of Rows	1

Electrical Characteristics

Operating Voltage	600 VDC
Nominal Voltage Architecture	12 V, 24 V, 42 V, 48 V, 80 V, 90 V, 125 V, 240 V, 500 V, 550 V, 600 V

Body Features



Cable Exit Angle	180°
Primary Product Color	Black
Connector & Keying Code	D

Contact Features

Contact Size	2.8mm
Contact Type	Receptacle
Mating Tab Width	2.8 mm[.11 in]

Mechanical Attachment

Terminal Position Assurance	No
Strain Relief	Without
Mating Alignment Type	Keyed
Mating Alignment	With
Connector Mounting Type	Cable Mount (Free-Hanging)

Housing Features

Housing Material	PA GF
Centerline (Pitch)	10.4 mm[.409 in]

Dimensions

Connector Height	26.4 mm[1.039 in]
Product Width	50.8 mm[2 in]
Product Length	32.9 mm[1.296 in]

Usage Conditions

Operating Temperature (Max)	70 °C, 80 °C, 85 °C, 90 °C, 100 °C, 105 °C, 110 °C, 120 °C, 125 °C, 130 °C, 140 °C[158 °F][167 °F][176 °F][185 °F][194 °F][212 °F][221 °F][230 °F][248 °F][257 °F][266 °F][284 °F]
Operating Temperature Range	-40 – 140 °C[-40 – 284 °F]

Operation/Application

Circuit Application	Signal
---------------------	--------

Industry Standards

Degree of Protection	IP6K9K
UL Flammability Rating	UL 94HB

Other

Serviceable	No
-------------	----



Connector Position Assurance Capable

Yes

Product Compliance

[For compliance documentation, visit the product page on TE.com>](#)

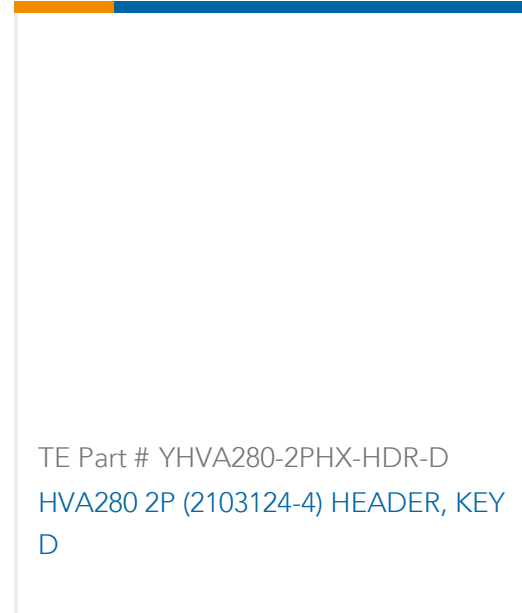
EU RoHS Directive 2011/65/EU	Compliant
EU ELV Directive 2000/53/EC	Compliant
China RoHS 2 Directive MIIT Order No 32, 2016	No Restricted Materials Above Threshold
EU REACH Regulation (EC) No. 1907/2006	Current ECHA Candidate List: JUNE 2023 (235) Candidate List Declared Against: JUNE 2023 (235) Does not contain REACH SVHC
Halogen Content	Low Bromine/Chlorine - Br and Cl < 900 ppm per homogenous material. Also BFR /CFR/PVC Free
Solder Process Capability	Not reviewed for solder process capability

Product Compliance Disclaimer


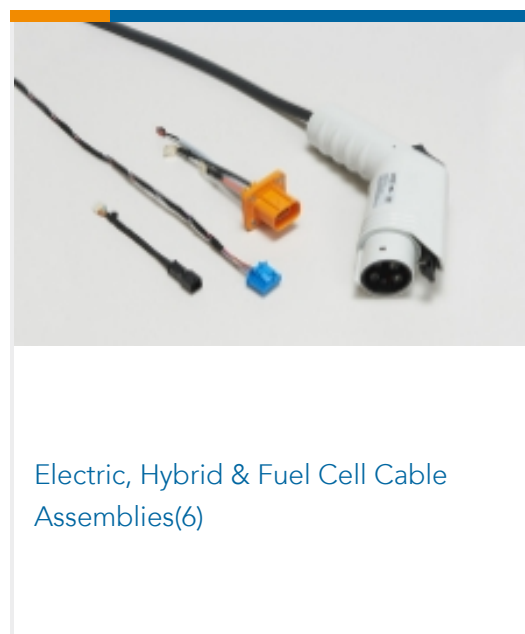
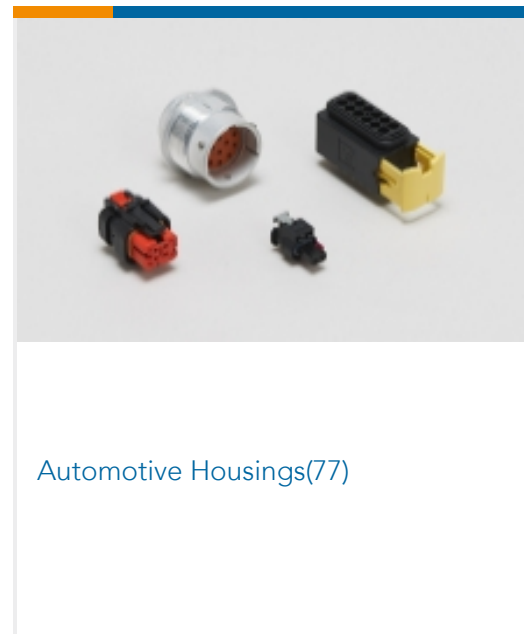
This information is provided based on reasonable inquiry of our suppliers and represents our current actual knowledge based on the information they provided. This information is subject to change. The part numbers that TE has identified as EU RoHS compliant have a maximum concentration of 0.1% by weight in homogenous materials for lead, hexavalent chromium, mercury, PBB, PBDE, DBP, BBP, DEHP, DIBP, and 0.01% for cadmium, or qualify for an exemption to these limits as defined in the Annexes of Directive 2011/65/EU (RoHS2). Finished electrical and electronic equipment products will be CE marked as required by Directive 2011/65/EU. Components may not be CE marked. Additionally, the part numbers that TE has identified as EU ELV compliant have a maximum concentration of 0.1% by weight in homogenous materials for lead, hexavalent chromium, and mercury, and 0.01% for cadmium, or qualify for an exemption to these limits as defined in the Annexes of Directive 2000/53/EC (ELV). Regarding the REACH Regulation, the information TE provides on SVHC in articles for this part number is based on the latest European Chemicals Agency (ECHA) 'Guidance on requirements for substances in articles' posted at this URL: <https://echa.europa.eu/guidance-documents/guidance-on-reach>

Compatible Parts

 <p>TE Part # 2103181-2 CABLE SEAL RTNR, SIZE B, HVA280-2PI XE</p>	 <p>TE Part # 1587826-2 CABLE SEAL, SIZE B, HVA280-2PI</p>	 <p>TE Part # 1587828-3 INNER FERRULE, SIZE C, HVA280-2PI</p>	 <p>TE Part # 1587829-2 OUTER FERRULE, SIZE B, HVA280-2PI</p>
---	---	--	--

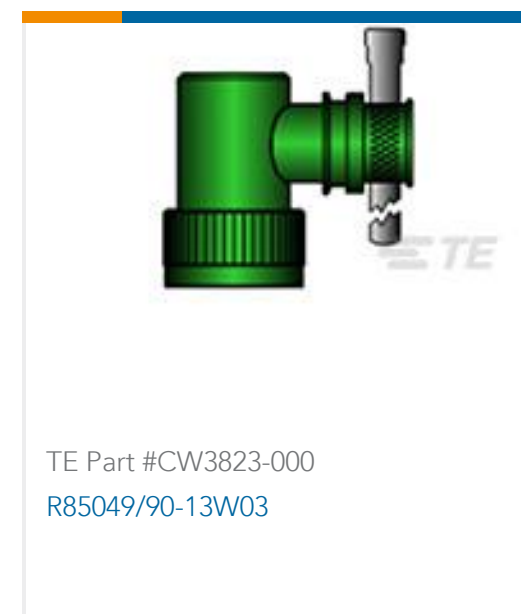


Also in the Series | HVA 280



Customers Also Bought





Documents

Product Drawings

[PLUG ASSY, KEY D, FA,CPA, HVA280-2PHI XE](#)

English

[PLUG ASSY, KEY D, FA,CPA, HVA280-2PHI XE](#)

English

CAD Files

[3D PDF](#)

3D

Customer View Model

[ENG_CVM_CVM_4-2103177-4_B_c-4-2103177-4-b.2d_dxf.zip](#)

English

Customer View Model

[ENG_CVM_CVM_4-2103177-4_B_c-4-2103177-4-b.3d_igs.zip](#)

English

Customer View Model

[ENG_CVM_CVM_4-2103177-4_B_c-4-2103177-4-b.3d_stp.zip](#)

English

By downloading the CAD file I accept and agree to the [Terms and Conditions](#) of use.

Product Specifications

[Application Specification](#)

English