THIS DRAWING IS UNPUBLISHED. RELEASED FOR PUBLICATION -,- .
© COPYRIGHT - BY TYCO ELECTRONICS CORPORATION. ALL INTERNATIONAL RIGHTS RESERVED.

LOC	DIST
A	66

REVISIONS

P	LTR	DESCRIPTION	DATE	DRN	APVD
	B	ECR-09-005713	3-2009	MY	GB

PART NUMBER	REV	FIRST USED	TERMINATOR	FEED TYPE	DESCRIPTION
1339705-1	B	-	BENCH & LEADMAKER	MECH POST FEED	HD-I APPLICATOR
7-1339705-1	B	-	BENCH & LEADMAKER	MECH POST FEED	-1 AND SPARE PARTS
7-1339705-7	B	-	-	-	SPARE PARTS KIT

CRIMP DATA AMP TERMINAL AMP CRIMP SPECS

TERMINAL NAME: .110 SERIES FASTON RECEPTACLE

CRIMP	SIZE	TYPE	RANGE
WIRE	1.40 [.055 IN]	F	30-26 AWG
INSUL	1.78 [.070 IN]	F	0.76-1.27 [.030-.050 IN]

WIRE STRIP LENGTH 2.44-3.23 [.096-.127 IN]

APPL INSTRUCTION 408-8323

TERMINAL - - APPL SPEC 114-20021 -

FEED 16.90 [.665 IN]

TERMINALS APPLIED

160388	-	-	-	-
160409	-	-	-	-
-	-	-	-	-
-	-	-	-	-
-	-	-	-	-
-	-	-	-	-
-	-	-	-	-
-	-	-	-	-

WIRE SIZE mm² AWG	CRIMP HEIGHT	PIN PN AND LENGTH [IN]
26 AWG	0.71 ±0.05 [.028 ±.002 IN]	6-354779-0 [.3290]
28 OR 30 AWG	0.66 ±0.05 [.026 ±.002 IN]	6-354779-4 [.3310]
-	-	-
-	-	-
-	-	-
-	-	-
-	-	-
-	-	-
-	-	-
-	-	-
-	-	-
-	-	-
-	-	-
-	-	-
-	-	-

SET UP GAGE	LAYOUT
458638-3	L1339705

1. RECOMMENDED SPARE PARTS.
2. GREASE RAM, CAM, CAM FOLLOWER AND FEED ROD LIGHTLY.
3. LUBRICATE DAILY PER THE APPLICATOR INSTRUCTION SHEET SUPPLIED WITH THE APPLICATOR.

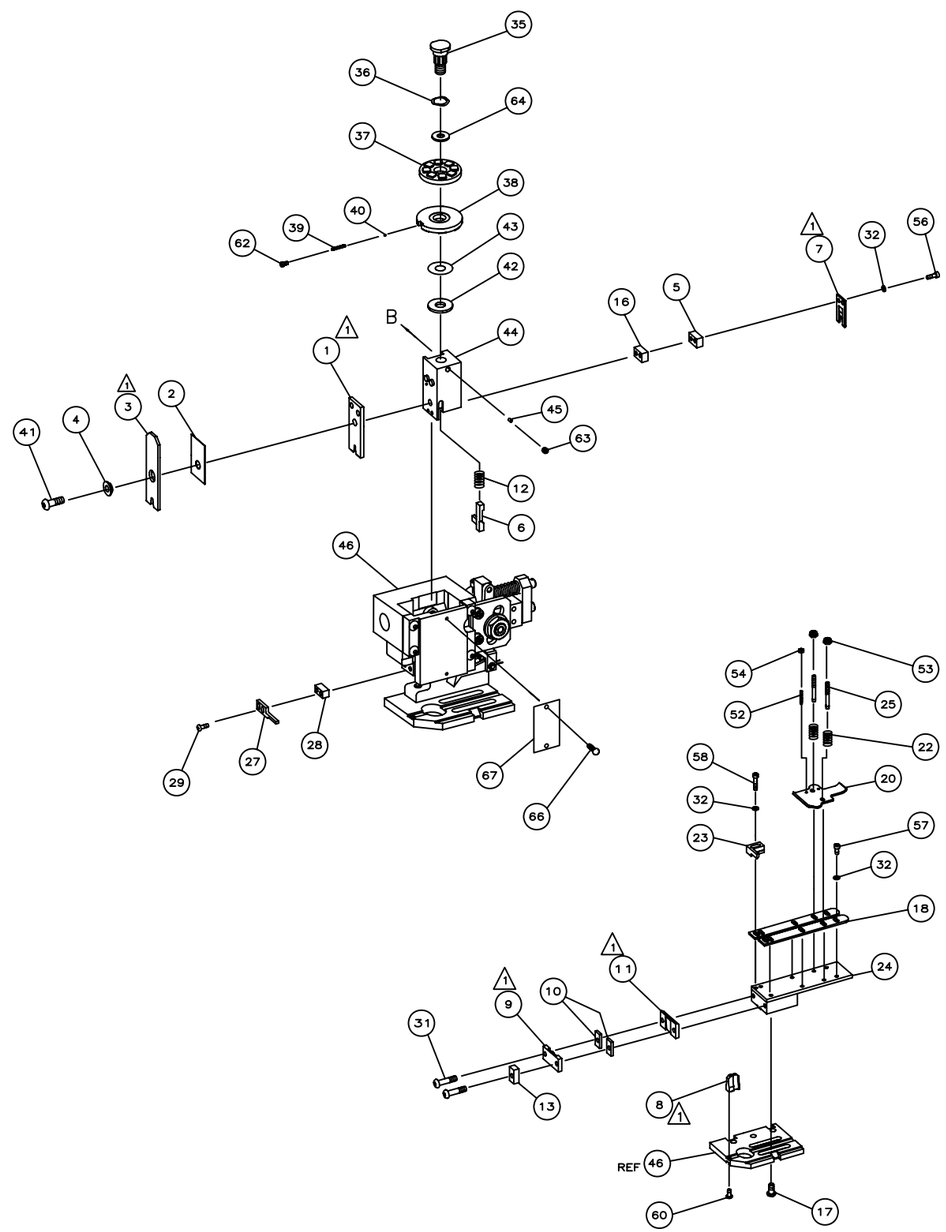

VIEW B ROTATED 180°

POST-FEED 40 mm STROKE

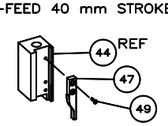

LEADMAKER OR BENCH G

POST-FEED 30 mm STROKE

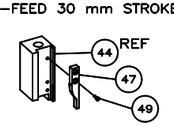

K TERMINATOR BENCH MACHINE

-	1	1	1339705	PRINT, APPLICATOR LOG SHEET	72
-	1	1	1338705-2	DOCUMENTATION PACKAGE	71
					70
					69
					68
-	1	1	461264-1	PLATE, IDENTIFICATION	67
-	2	2	21017-2	SCR,DRIVE(#2X.19)ID PLATE	66
					65
-	1	1	986950-1	WASHER, FLAT PRECISION	64
-	1	1	3-18031-0	SCR,SKT SET(M6X6)RAM	63
-	1	1	18023-9	SCR,SKT CAP(M4X6)CP DSC	62
					61
-	1	1	18024-7	SCR,BHC(M4X10)ANVIL	60
					59
-	2	2	9-18023-6	SCR,SHC(M4X14)HOLD DOWN	58
-	5	5	18023-9	SCR,SHC(M4X6)STRIP GUIDE	57
-	2	2	1-18023-2	SCR,SHC(M4X12)SLUG BLADE	56
					55
-	2	2	18029-1	NUT,HEX(M3)DRAG	54
-	2	2	986965-1	NUT,HEX SL(M4)DRAG STUD	53
-	2	2	2-18032-2	SCR,SKT SET(M3X10)DRAG	52
					51
					50
-	1	1	18024-3	SCR,BHC(M3X10)CAM	49
					48
-	1	1	1338676-1	CAM, POST-FEED 30 & 40 mm ST	47
-	1	1	1338662-1	APPLICATOR, BASIC (SUBASSY)	46
-	1	1	690191-1	PLUG, NYLON	45
-	1	1	1320998-1	RAM	44
-	1	1	690125-1	WASHER, LAMINATED	43
-	1	1	690124-1	WASHER, RAM	42
-	1	1	2-18024-6	SCREW,BHC(M8X25)CRIMPER	41
-	1	1	23241-1	BALL, STEEL	40
-	1	1	2-22278-7	SPRING, COMPRESSION	39
-	1	1	1320922-1	DISC, INSULATION	38
-	1	1	354777-1	WIRE DISC, PLASTIC	37
-	1	1	22480-5	WASHER, SPRING	36
-	1	1	690212-1	POST, RAM	35
					34
					33
-	9	9	18025-2	WASHER,LOCK(M4)SHEAR BL	32
-	2	2	1-18024-0	SCR,BHC(M4X20)SHEAR PL	31
					30
-	2	2	18024-8	SCR,BHC(M4X12)STRIPPER	29
-	1	1	3-690451-2	SPACER, STRIPPER	28
-	1	1	240639-1	STRIPPER	27
					26
-	2	2	1320906-1	DRAG, STUD	25
-	1	1	1-1320995-9	STRIP GUIDE	24
-	1	1	240825-9	PLATE, STRIP HOLD DOWN	23
-	2	2	4-22281-1	SPRING, DRAG	22
					21
-	1	1	1338665-1	DRAG, STOCK	20
					19
-	2	2	1338663-1	GUIDE, LOWER STRIP	18
-	4	4	1-18024-8	SCR,BHC(M6X12)STRIP GD PL	17
-	1	1	1338708-1	SPACER, SLUG BLADE	16
					15
					14
-	1	1	690481-6	SPACER, HOLD DOWN	13
-	1	1	23846-1	SPRING, HOLD DOWN	12
-	1	1	240833-3	PLATE, REAR SHEAR	11
-	2	2	1-240645-1	SPACER, SHEAR PLATE	10
-	1	1	690796-6	PLATE, FRONT SHEAR	9
1	2	1	1333213-3	ANVIL	8
-	1	1	240651-8	BLADE, SLUG	7
-	1	1	1-455892-2	HOLD DOWN, TERMINAL	6
-	1	1	4-240641-6	SPACER, SLUG BLADE	5
-	1	1	238009-1	SPACER, BLOCK CRIMPER	4
1	2	1	4-456134-1	CRIMPER, INSULATION	3
-	1	1	455888-4	SPACER, CRIMPER	2
1	2	1	1-456402-5	CRIMPER, WIRE	1
	-77	-71	-1	PART NO	DESCRIPTION / ITEM NO

QTY REQD PER ASSY — PARTS LIST

THIS DRAWING IS A CONTROLLED DOCUMENT.

DIMENSIONS: INCHES

TOLERANCES UNLESS OTHERWISE SPECIFIED: 0 PLC ± - ; 1 PLC ± - ; 2 PLC ± - ; 3 PLC ± - ; 4 PLC ± - ; ANGLES ± -

MATERIAL - FINISH -

DRN 28JUL03 M.CLIFFORD; CHK -; APVD 28JUL03 F.BACKHURST; PRODUCT SPEC -; APPLICATION SPEC -; WEIGHT -

Tyco Electronics — Tyco Electronics Corporation, Harrisburg, PA 17105-3608

NAME: END FEED HD-I APPLICATOR

SIZE A1 | CAGE CODE 00779 | DRAWING NO C-1339705 | RESTRICTED TO -

CUSTOMER DRAWING | SCALE - | SHEET 1 OF 1 | REV B

4805 (1/08)

12MAR2009 7:13am