
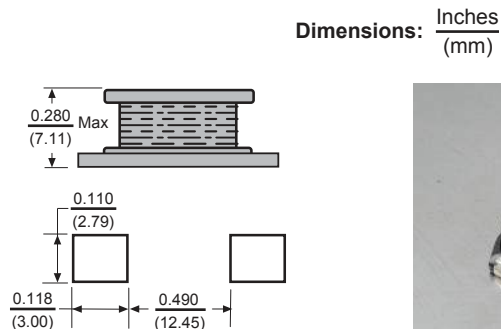
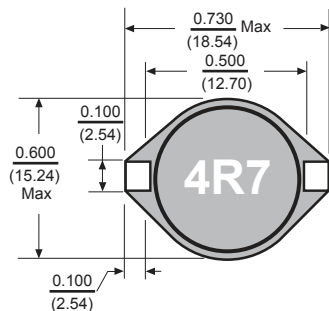


PCI60 Power Chip Inductors



Features

- High saturation current rating up to 20 Amps
- Very low DCR for low power loss
- Designed with high heat resistant materials for reflow operation
- Wrap around terminals for excellent solder quality and inspection
- Flat top for pick and place assembly
- Non standard values available

Electrical

Inductance Range: 4.7 μ H to 1000 μ H

Tolerance: \pm 20% over the entire inductance range.

Test Frequency: Inductance measured at 100KHz, 0.1 Vrms.

Operating Temp. Range: -40° to + 85°C

Inductance Drop: 20% typical at the rated Isat.

Temperature Rise: $\Delta T=40^{\circ}$ C rise typical at Irms.

Physical

Marking: EIA Inductance Code

Packaging: 250 pieces per 13 inch reel.

Allied Part Number	Inductance (μ H)	Tolerance (%)	SRF (MHz) TYP	DCR Max. (Ω)	Isat (A)	Irms (A)
PCI60-1R0M-RC	1.0	20	80	.011	20	8.6
PCI60-2R2M-RC	2.2	20	80	.014	16	7.1
PCI60-3R3M-RC	3.3	20	60	.016	14	6.2
PCI60-4R7M-RC	4.7	20	45	.022	13	5.5
PCI60-5R6M-RC	5.6	20	40	.022	12	5.3
PCI60-100M-RC	10	20	30	.032	10	4.3
PCI60-150M-RC	15	20	22	.036	8.0	4.0
PCI60-220M-RC	22	20	20	.047	7.0	3.5
PCI60-330M-RC	33	20	15	.066	5.5	3.0
PCI60-470M-RC	47	20	9	.087	4.5	2.6
PCI60-680M-RC	68	20	8	.13	3.5	2.3
PCI60-101M-RC	100	20	7	.19	3.0	1.8
PCI60-151M-RC	150	20	6	.25	2.6	1.5
PCI60-221M-RC	220	20	5	.38	2.4	1.2
PCI60-331M-RC	330	20	4	.56	1.9	1.0
PCI60-471M-RC	470	20	3	.85	1.4	0.82
PCI60-681M-RC	680	20	2.5	1.20	1.2	0.72
PCI60-102M-RC	1000	20	2.0	1.80	1.0	0.56

All specifications subject to change without notice.