

## Electronic housing - ME MAX 22,5 G U-U1 KMGY - 2713489

Please be informed that the data shown in this PDF Document is generated from our Online Catalog. Please find the complete data in the user's documentation. Our General Terms of Use for Downloads are valid (<http://download.phoenixcontact.com>)



Electronic housing consisting of: Housing shells left and right, front plate, transparent cover, metal foot catch and spring, enclosed housing, 4-pos. (1 x 4 pos.), width: 22.5 mm, color: Light gray

The illustration shows the housing versions

### Product Features

- Labels for additional labeling as an option
- Plug-in connection with screw, spring-cage or fast connection technology
- DIN rail bus connector as an option
- Large front surface for high-pos. plugs or operating and setting elements
- Large PCB surface despite compact housing dimensions
- The fitted cover is easy to adapt and print
- Easy module replacement without interrupting the contact chain
- Fixed or plug-in connection technology can be combined on up to three connection levels, with different pitches
- Functional earth ground contact as an option
- Transparent front cover can be swiveled



### Key commercial data

Packing unit	1 1
Minimum order quantity	10 1
Weight per Piece (excluding packing)	59.4 GRM
Custom tariff number	85369010
Country of origin	Germany

### Technical data

#### General

Housing type	Complete housing
Housing material	Polyamide
Color	light gray

# Electronic housing - ME MAX 22,5 G U-U1 KMGY - 2713489

## Technical data

### Ambient conditions

Ambient temperature (operation)	-40 °C ... 105 °C
---------------------------------	-------------------

### Dimensions

Length	99 mm
Constructional height	114.5 mm
Width	22.5 mm

### Technical data

Inflammability class according to UL 94	V0
Power dissipation at 20°C in the horizontal mounting position	5.7 W 10.1 W
Number of positions	4

## Classifications

### eCl@ss

eCl@ss 4.0	27180401
eCl@ss 4.1	27180401
eCl@ss 5.0	27180506
eCl@ss 5.1	27180506
eCl@ss 6.0	27180802
eCl@ss 7.0	27182702
eCl@ss 8.0	27182702

### ETIM

ETIM 2.0	EC001031
ETIM 3.0	EC001031
ETIM 4.0	EC001031
ETIM 5.0	EC001031

### UNSPSC

UNSPSC 6.01	31261501
UNSPSC 7.0901	31261501
UNSPSC 11	31261501
UNSPSC 12.01	31261501
UNSPSC 13.2	31261501

## Approvals

### Approvals

## Electronic housing - ME MAX 22,5 G U-U1 KMGY - 2713489

### Approvals

Approvals

UL Recognized / cUL Recognized / cULus Recognized

---


Ex Approvals


---


Approvals submitted

---

### Approval details

UL Recognized 

cUL Recognized 

cULus Recognized 

### Accessories

Accessories

Ground contact

Electronic housing - ME FE-CONTACT - 2908294

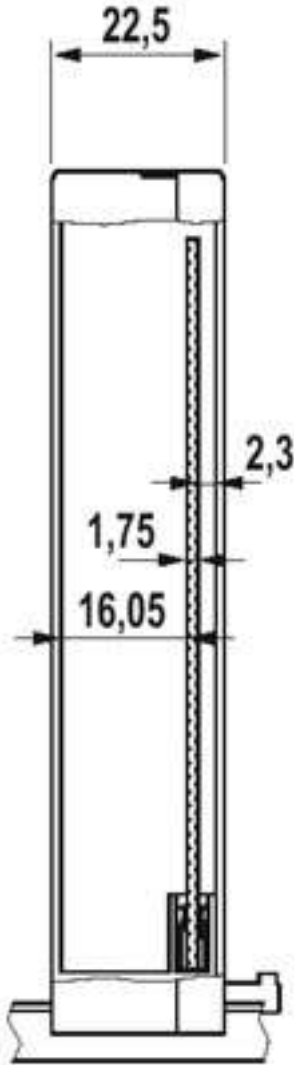


Functional earth ground contact, for intermediate elements.

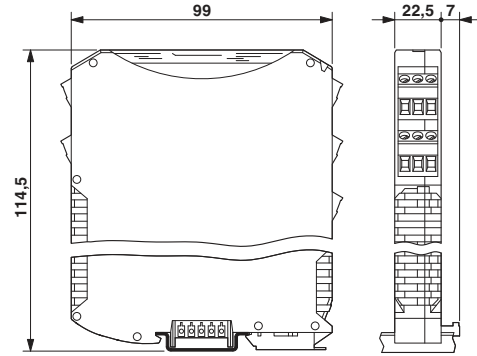
### Drawings

# Electronic housing - ME MAX 22,5 G U-U1 KMGY - 2713489

Dimensioned drawing

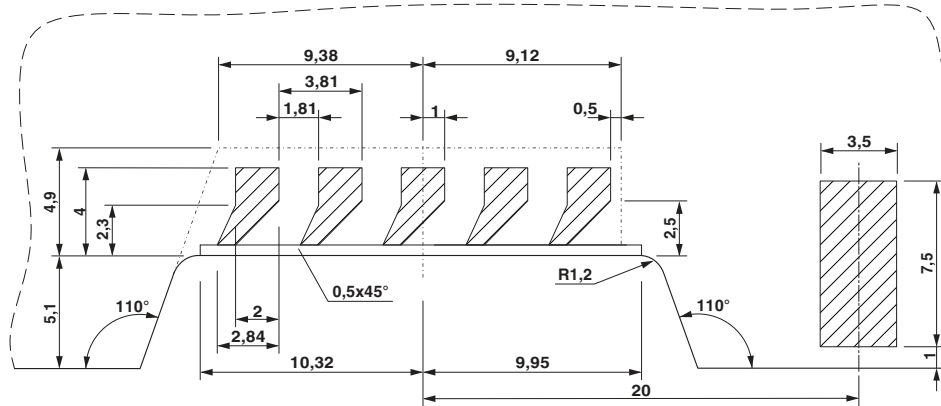


Dimensioned drawing



# Electronic housing - ME MAX 22,5 G U-U1 KMGY - 2713489

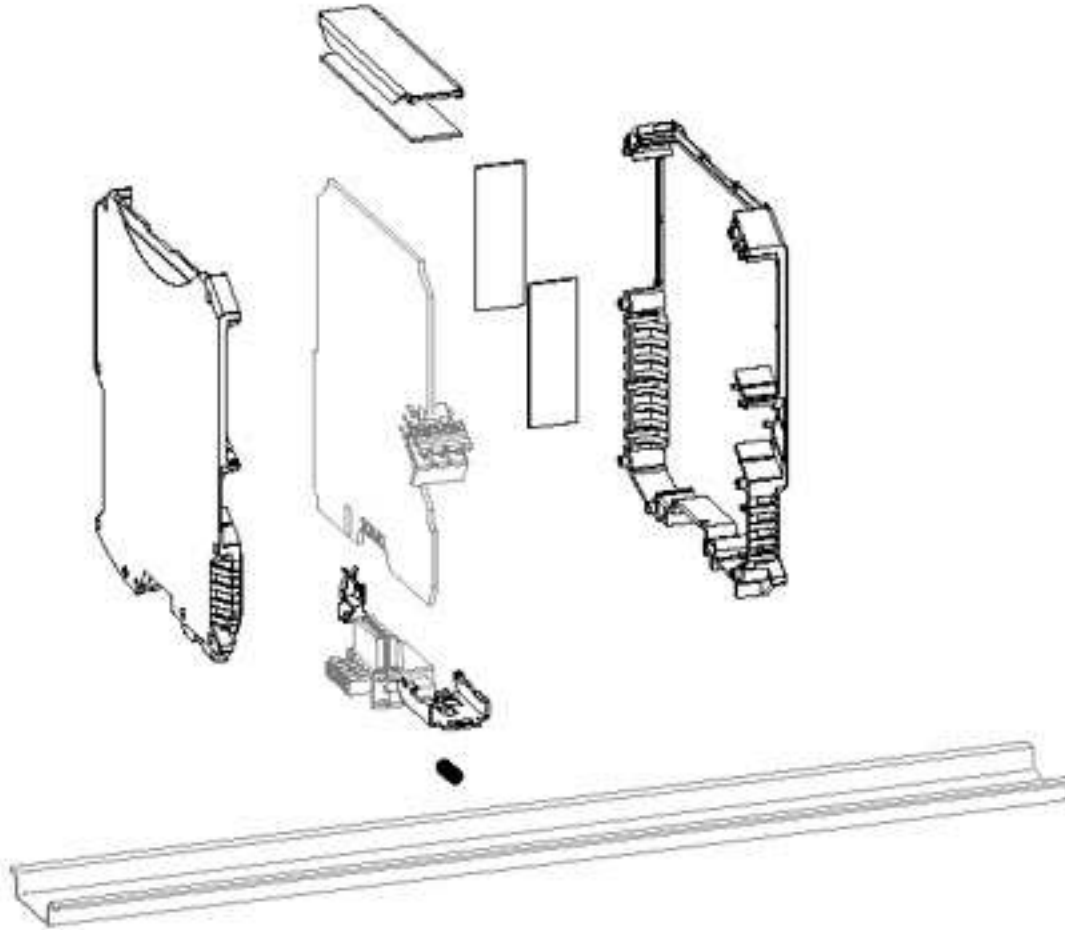
Drilling diagram



Detailed dimensional drawing of the DIN rail connector contact pads

## Electronic housing - ME MAX 22,5 G U-U1 KMGY - 2713489

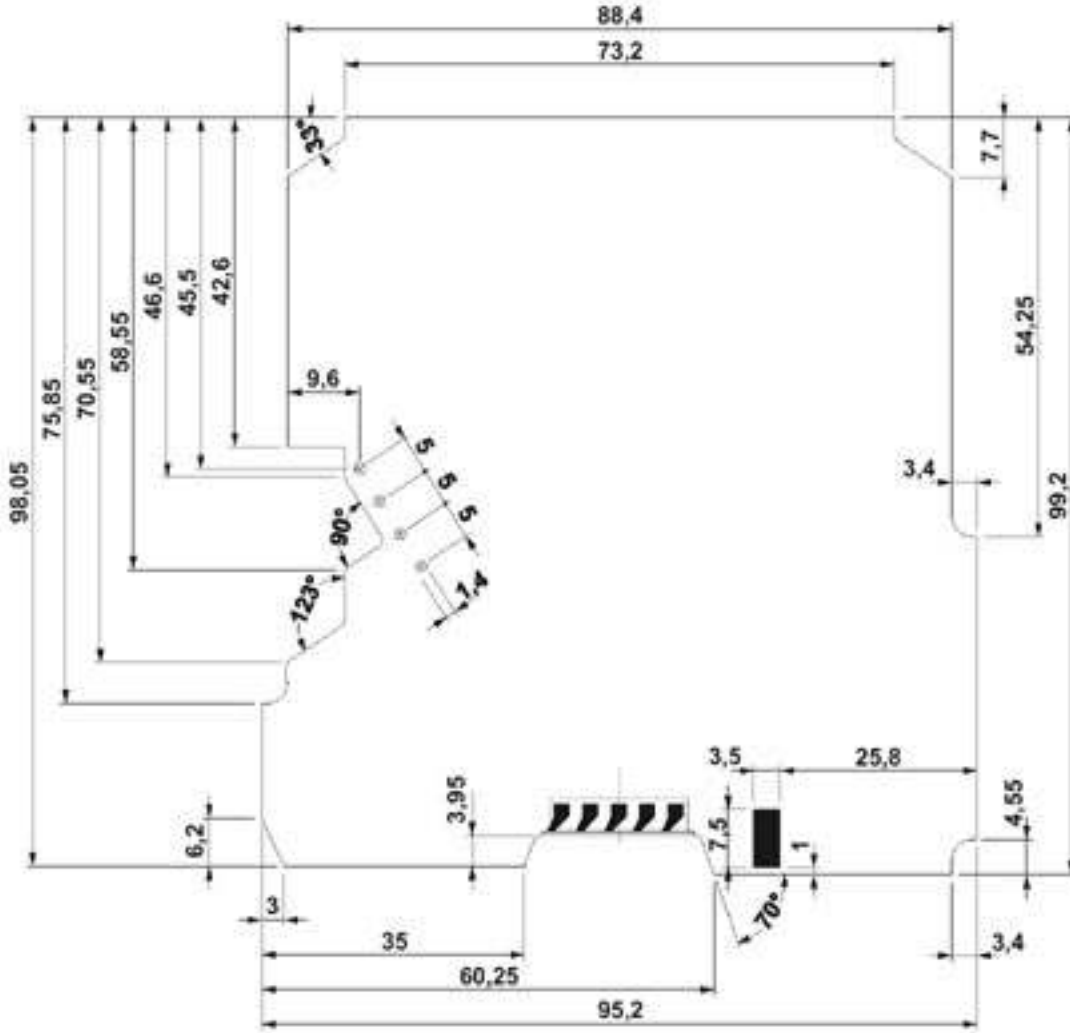
Explosion drawing



The illustration shows a version of the product (open housing) with accessories

# Electronic housing - ME MAX 22,5 G U-U1 KMGY - 2713489

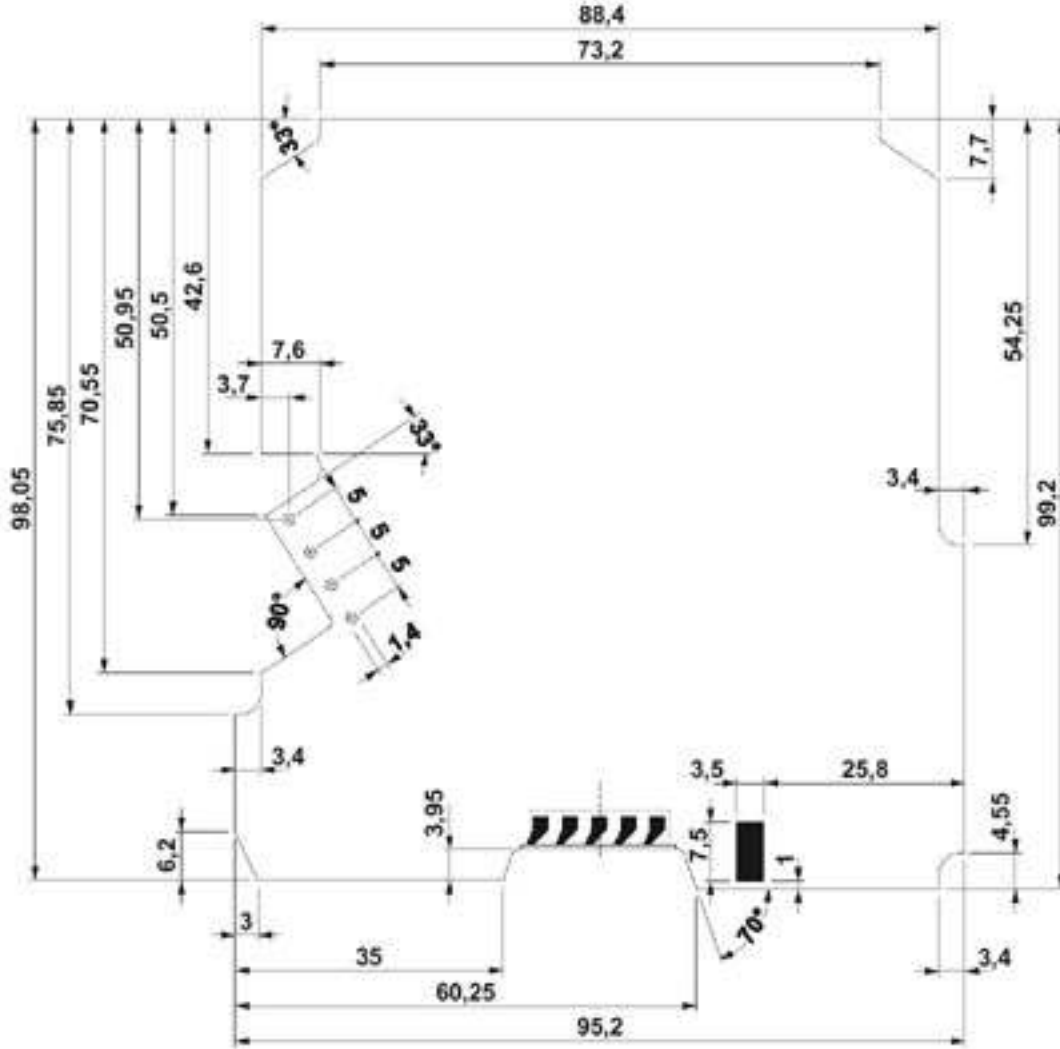
Dimensioned drawing



Dimensional drawing of the ME MAX U-U1 printed circuit board for plug connection (MSTBO), view: component side

# Electronic housing - ME MAX 22,5 G U-U1 KMGY - 2713489

Dimensioned drawing



Dimensional drawing of the ME MAX U-U1 printed circuit board, for printed circuit terminal block connection (MKDSO), view: component side