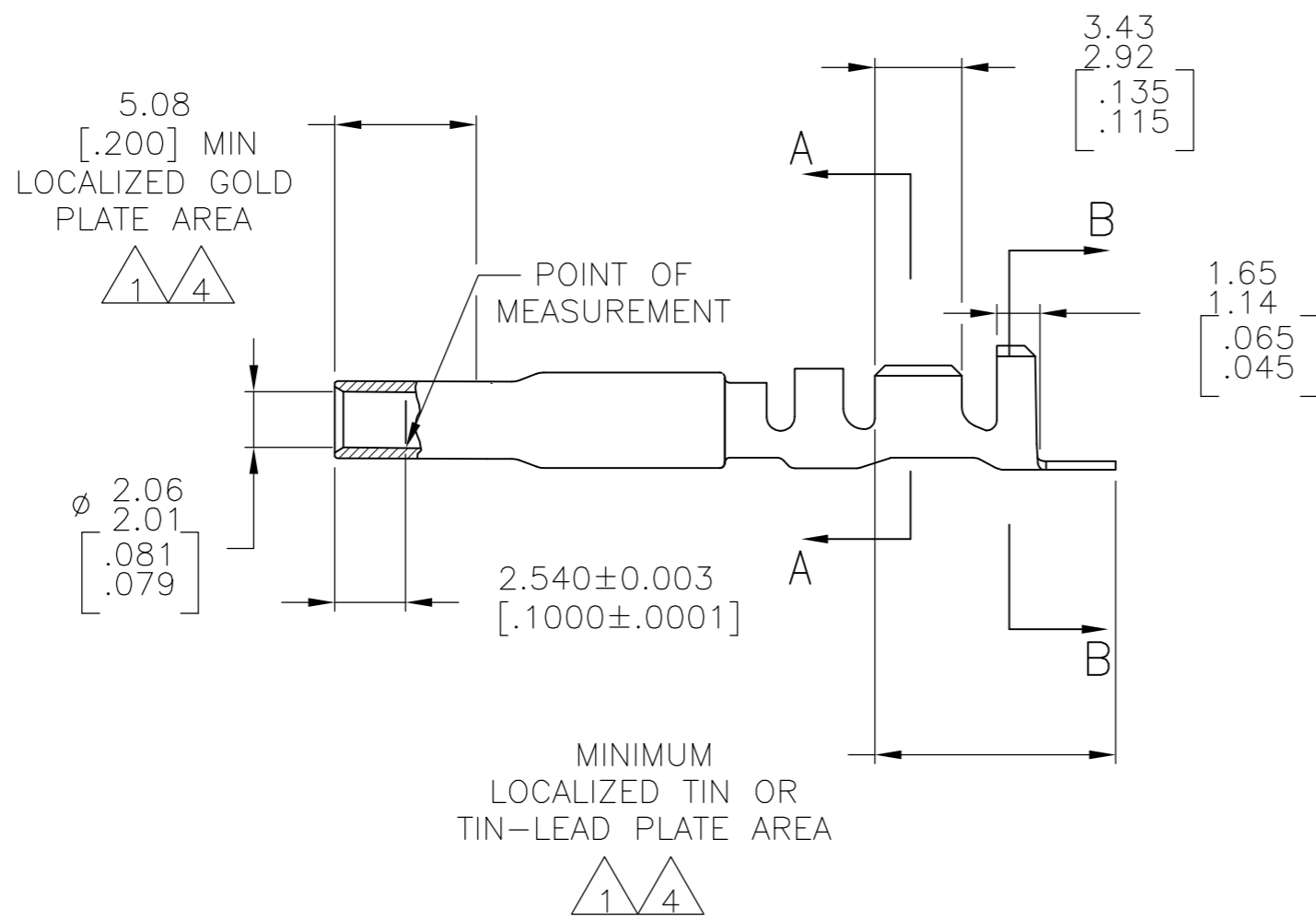
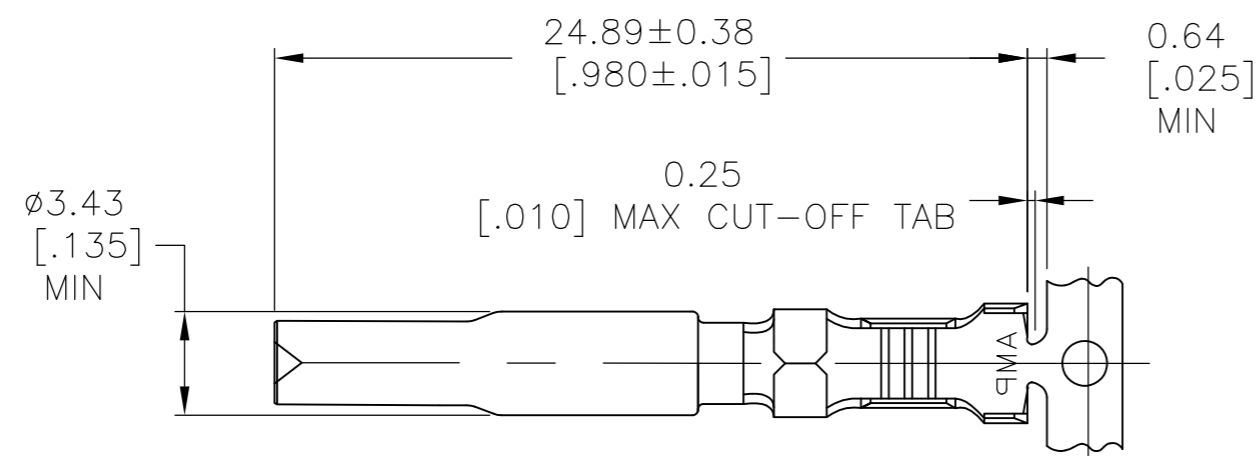
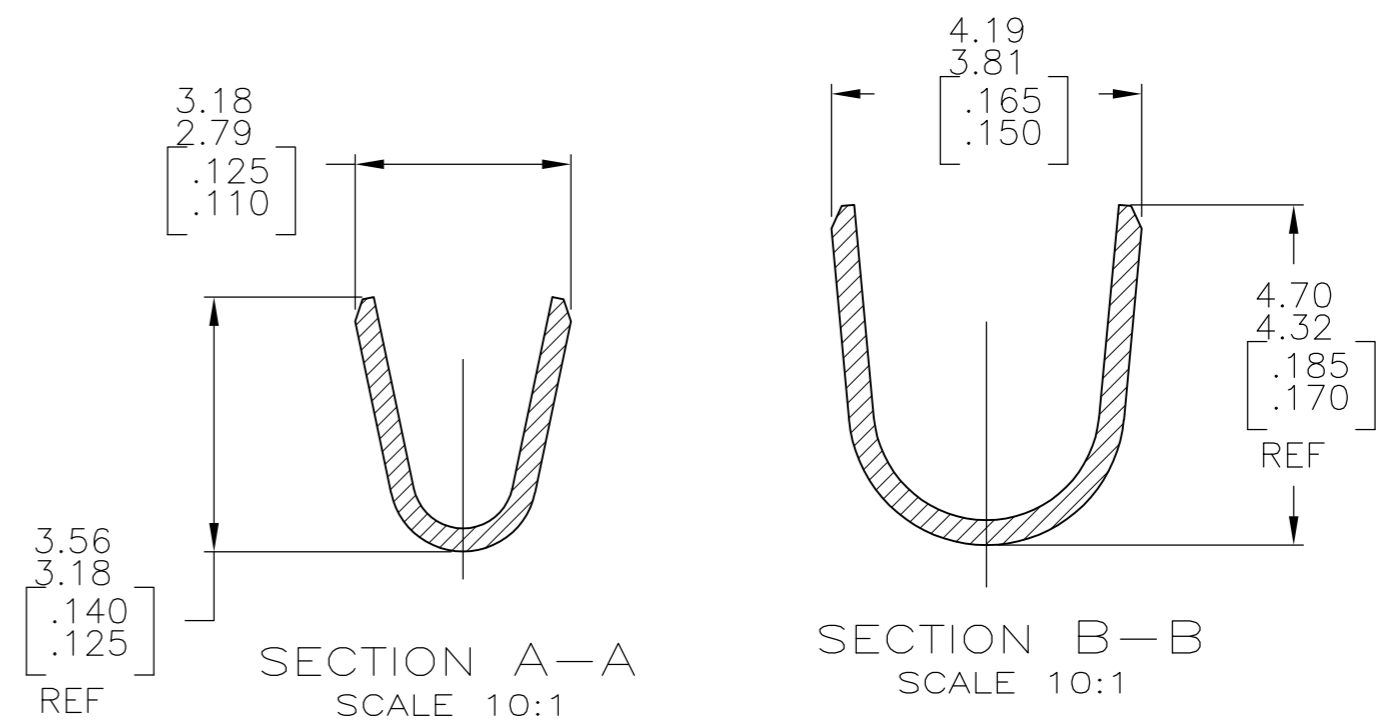


THIS DRAWING IS UNPUBLISHED. RELEASED FOR PUBLICATION
 © COPYRIGHT - By - ALL RIGHTS RESERVED.

LOC		DIST		REVISIONS			
P	LTR	DESCRIPTION		DATE	DWN	APVD	
CM	0	E1	REVISED PER ECO-11-004820		11MAR11	RK	HMR



- 1. 0.00076[.000030] MIN GOLD AT POINT OF MEASUREMENT IN THE LOCALIZED GOLD PLATE AREA, 0.00127[.000050] MIN TIN-LEAD IN TIN-LEAD PLATE AREA, 0.00127[.000050] MIN NICKEL UNDERPLATE ON ENTIRE CONTACT.
- 2. WIRE RANGE: .5-2mm² [20-14 AWG].
INSULATION RANGE: 1.52-3.30[.060-.130] DIA.
- 3. DIMENSIONS IN BRACKETS ARE IN INCHES.
- 4. 0.00076[.000030] MIN GOLD AT POINT OF MEASUREMENT IN THE LOCALIZED GOLD PLATE AREA, 0.00127[.000050] MIN TIN IN TIN PLATE AREA, 0.00127[.000050] MIN NICKEL UNDERPLATE ON ENTIRE CONTACT.



GOLD Δ_4	0.30 [.012] PH BRZ	1-770008-0
GOLD Δ_1	0.30 [.012] PH BRZ	770008-4
PRE-TIN	0.30 [.012] PH BRZ	770008-3
FINISH	MATERIAL	PART NO.

THIS DRAWING IS A CONTROLLED DOCUMENT.		DWN K. SALMON 20JAN93	STE TE Connectivity	
DIMENSIONS: mm [INCHES]		CHK R. SWING 20JAN93		
TOLERANCES UNLESS OTHERWISE SPECIFIED:		APVD M. TRULL 01APR93	NAME	
0 PLC ± - 1 PLC ± - 2 PLC ± - 3 PLC ± - 4 PLC ± - ANGLES ± -		PRODUCT SPEC	SOCKET, UNIVERSAL MATE-N-LOK(TM) II	
MATERIAL SEE TABLE		FINISH SEE TABLE	SIZE A2	CAGE CODE 00779
		WEIGHT -	DRAWING NO C=770008	RESTRICTED TO -
CUSTOMER DRAWING			SCALE 4:1	SHEET 1 OF 1
			REV E1	

METRIC

770008