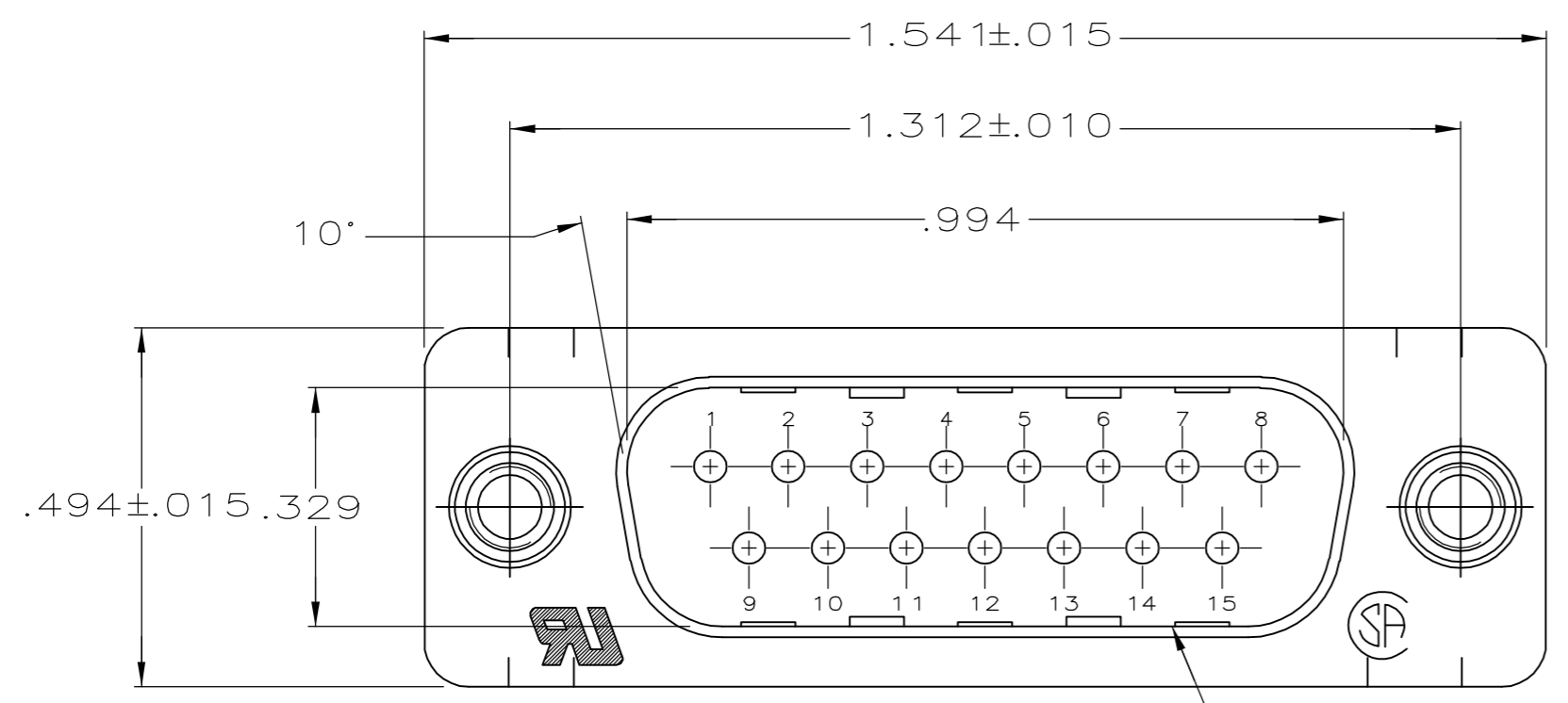
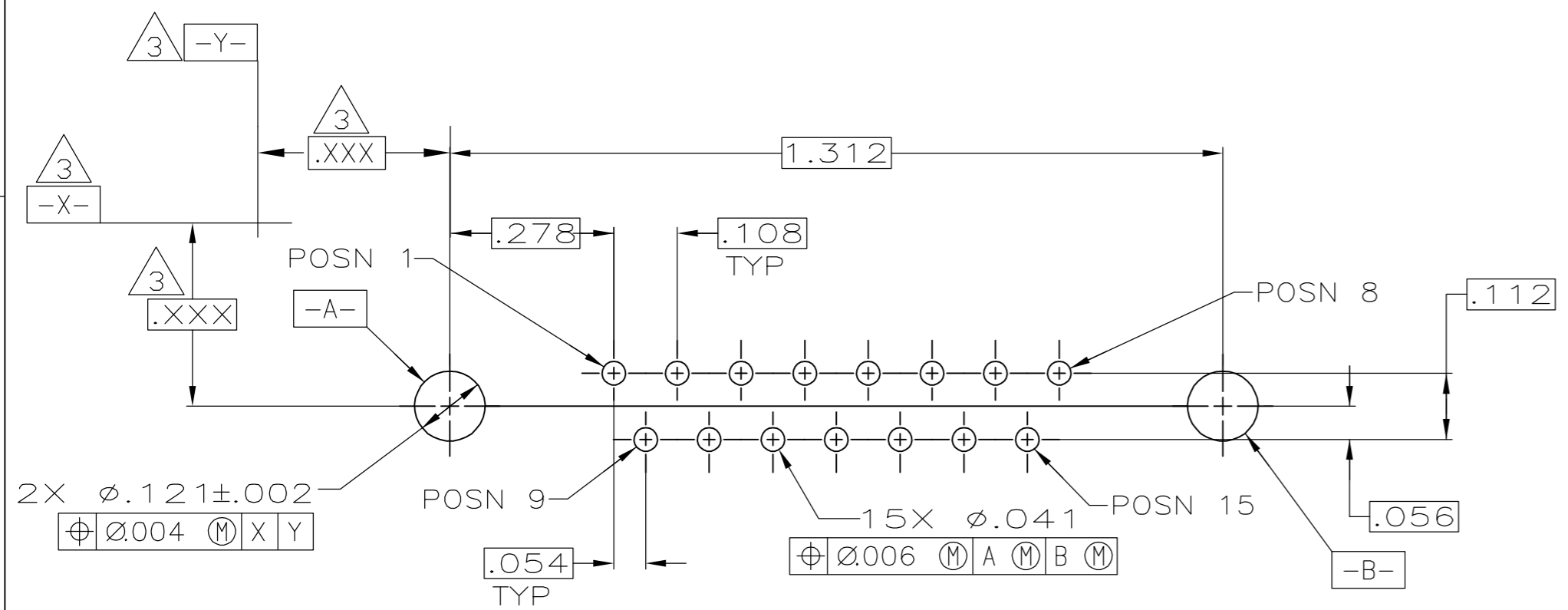
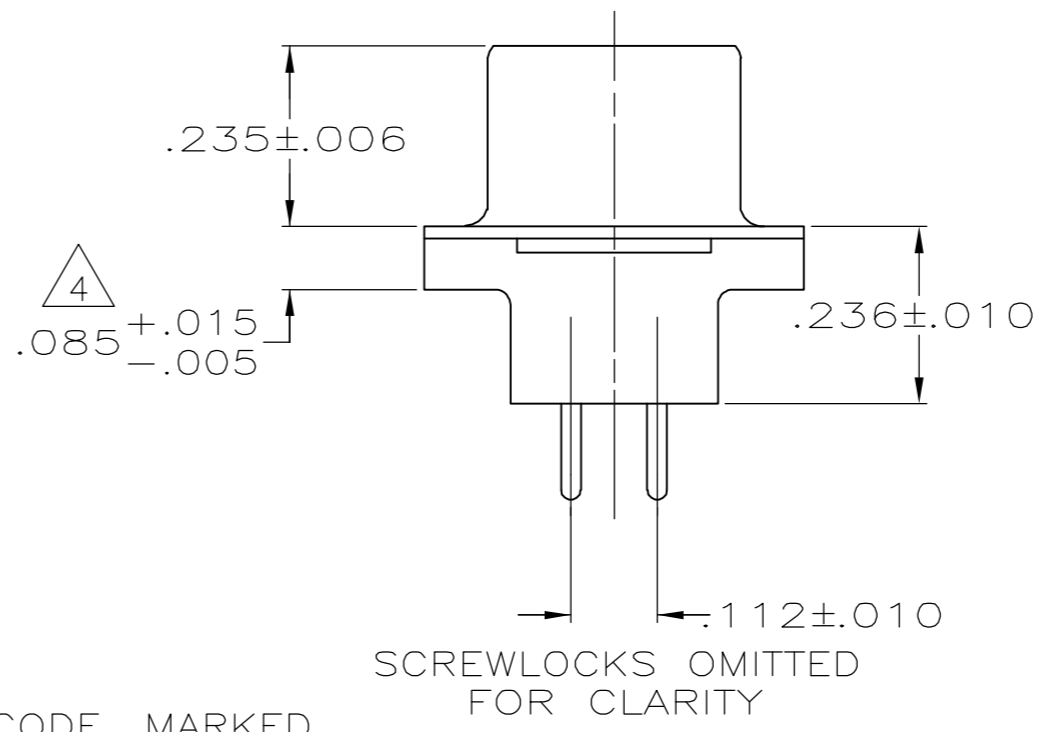
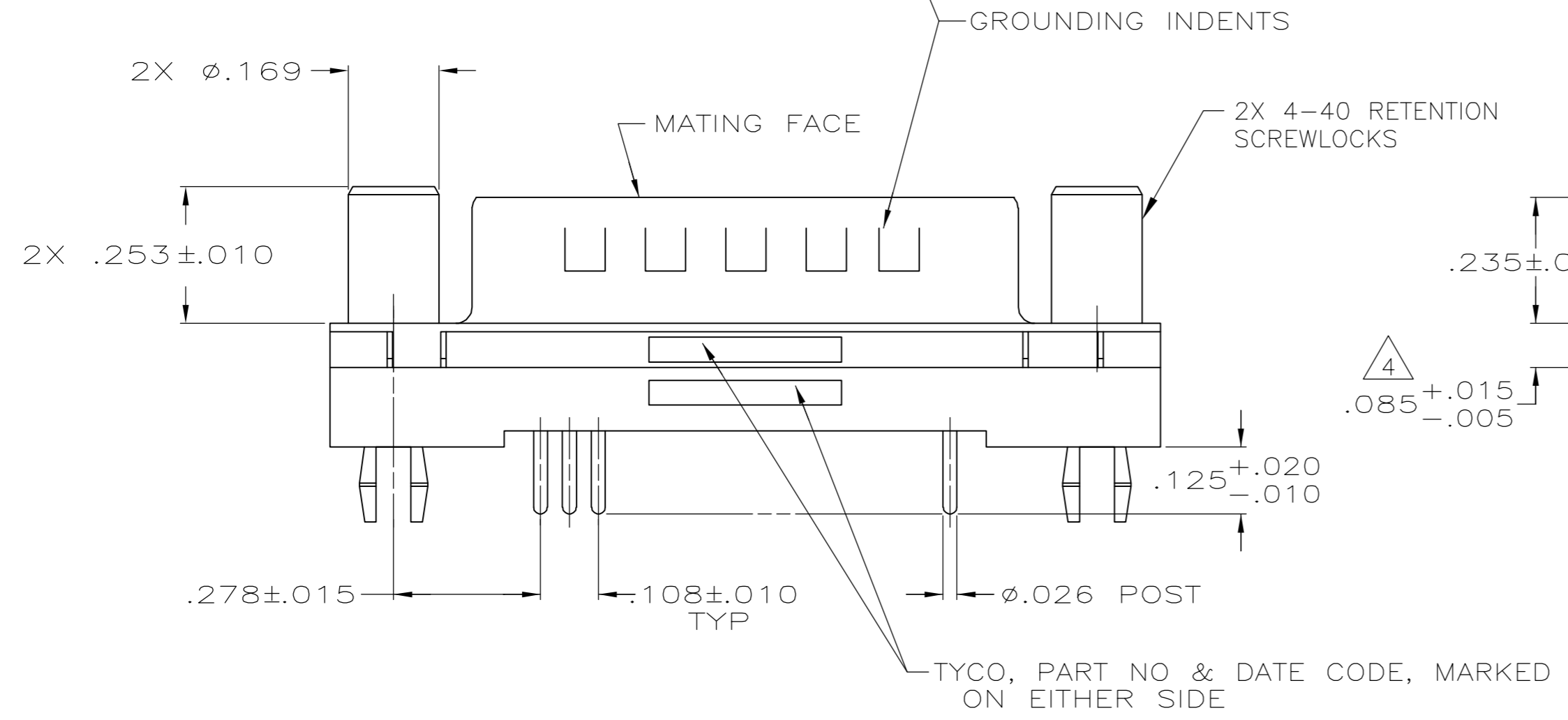


THIS DRAWING IS UNPUBLISHED. RELEASED FOR PUBLICATION  
 © COPYRIGHT 2005 BY TYCO ELECTRONICS CORPORATION. ALL RIGHTS RESERVED.

LOC	DIST	REVISIONS			
P	LTR	DESCRIPTION	DATE	DWN	APVD
GP	00	B	REVISED PER ECO-06-028339	3/JAN/07	ZMREDB



- 1 HOUSING: POLYESTER, UL 94V-0 RATED, COLOR BLACK.  
SHELL: CARBON STEEL.  
CONTACTS: BRASS.  
RETENTION SCREWLOCKS: BRASS.
- 2 SHELL: .000200 MIN TIN OVER .000100 MIN COPPER.  
RETENTION SCREWLOCKS: .000100 MIN TIN OVER .000050 MIN NICKEL OVER COPPER FLASH.  
CONTACTS: GOLD PLATED FOR A LENGTH OF .150 MIN FROM MATING END, .000030 MIN GOLD IN MATED AREA, .000100 MIN TIN ON SOLDER END, ALL OVER .000050 MIN NICKEL ON ENTIRE CONTACT.  
-OR-  
GOLD FLASH OVER PALLADIUM NICKEL PLATED FOR A LENGTH OF .150 FROM MATING END, .000030 MIN PALLADIUM NICKEL IN MATED AREA, .000100 MIN TIN ON SOLDER END, ALL OVER .000050 MIN NICKEL ON ENTIRE CONTACT.
- 3 DATUMS AND BASIC DIMENSIONS ESTABLISHED BY CUSTOMER.
- 4 .110 MAX IN SHELL TAB CLINCH AREAS.



PC BOARD MOUNTING DIMENSIONS  
 CONNECTOR SIDE OF BOARD  
 .062 PC BOARD THICKNESS

THIS DRAWING IS A CONTROLLED DOCUMENT.		DWN B. LATTUCA 29SEPT05	 Tyco Electronics Corporation Harrisburg, PA 17105-3608	5748026-1 PART NUMBER		
DIMENSIONS: INCHES	TOLERANCES UNLESS OTHERWISE SPECIFIED:	CHK S. BOLASH 29SEPT05		NAME M. WALMSLE	PLUG ASSEMBLY, SIZE 2, 15 POS., VERTICAL, .026 DIA. POSTS, FRONT SHELL, W/ RETENTION SCREWLOCKS, AMPLIMITE HD-20	
	0 PLC ± -	APVD M. WALMSLE 29SEPT05		PRODUCT SPEC 108-40025	SIZE A2	CAGE CODE 00779
	1 PLC ± -	APPLICATION SPEC 114-40023		DRAWING NO C=5748026	RESTRICTED TO -	
MATERIAL 1	FINISH 2	WEIGHT -	CUSTOMER DRAWING	SCALE 4:1	SHEET 1 of 1	
				REV B		

5748026