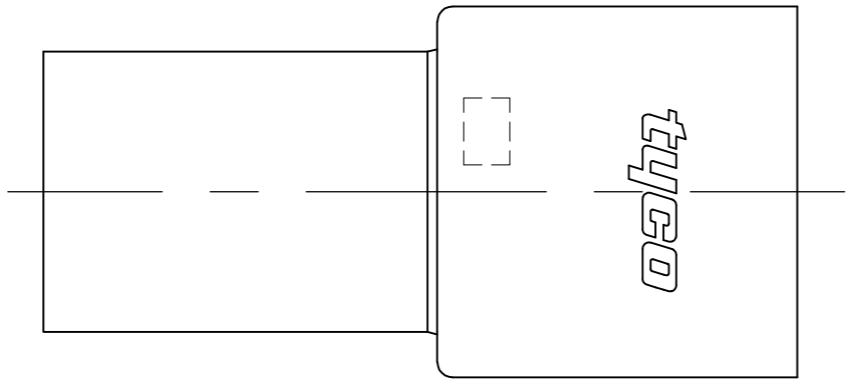


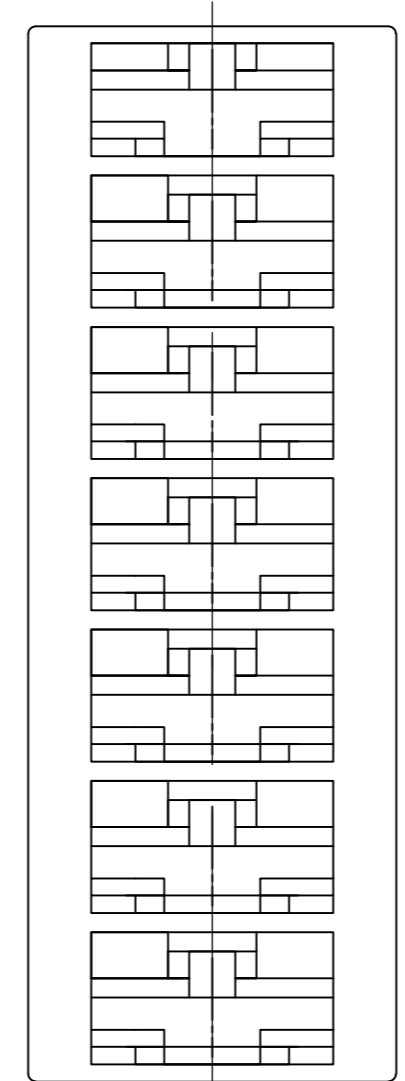
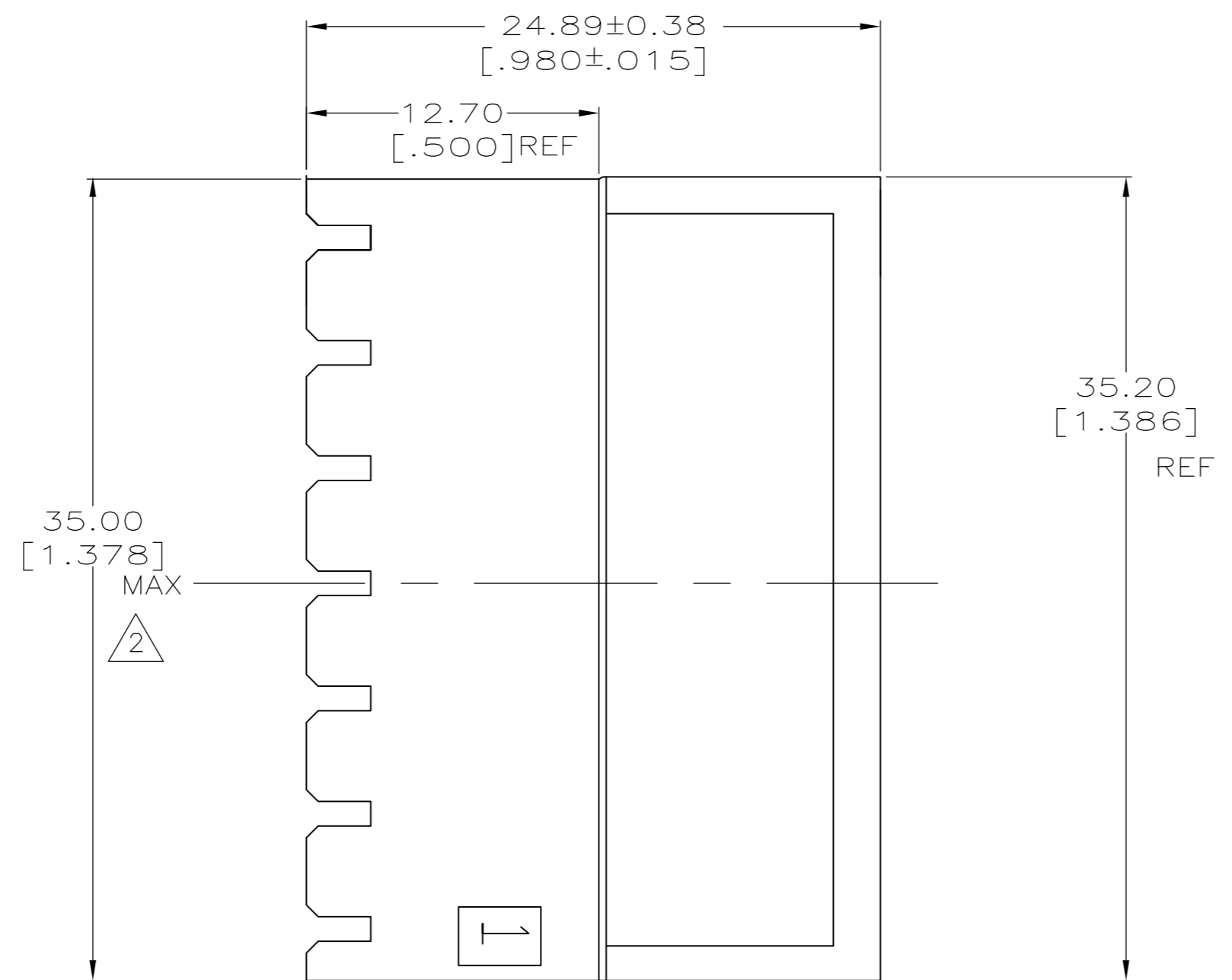
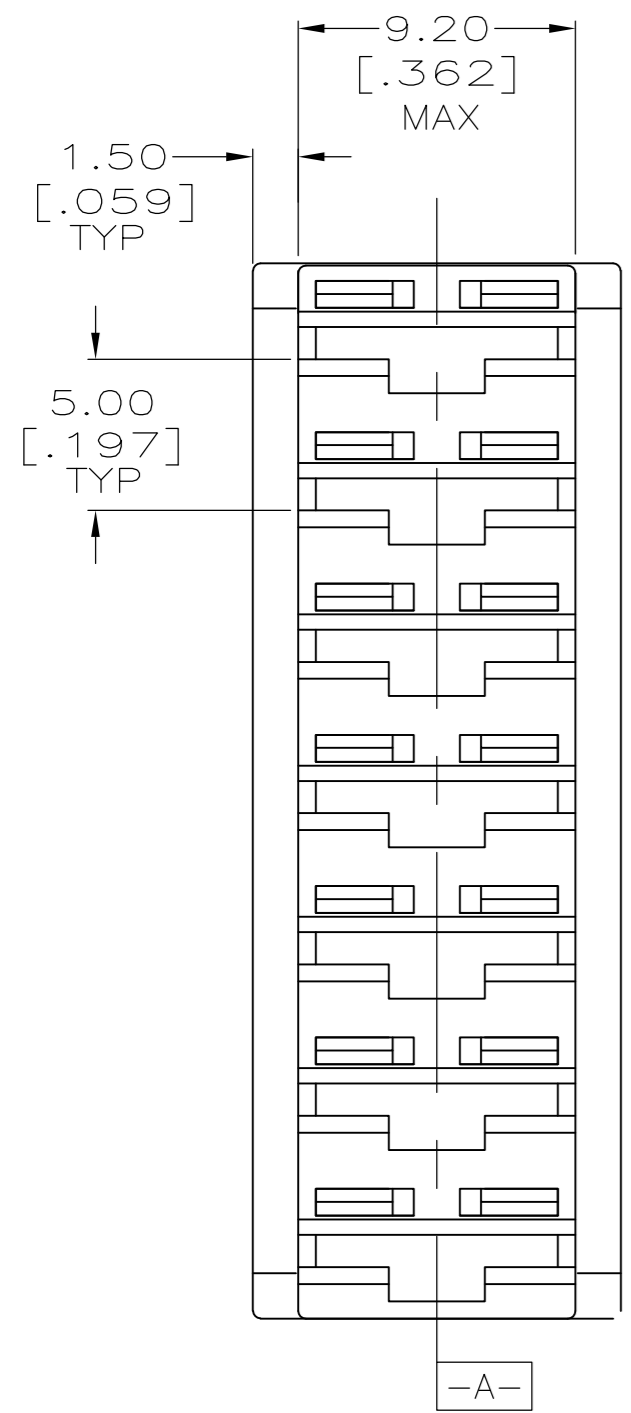
THIS DRAWING IS UNPUBLISHED. RELEASED FOR PUBLICATION
 © COPYRIGHT - By - ALL RIGHTS RESERVED.

LOC	DIST	REVISIONS			
P	LTR	DESCRIPTION	DATE	DWN	APVD
AF	50	B	REVISED PER ECR-16-001902	21MAR2016	BW JP



- 1 ACCEPTS RECEPTACLE CONTACTS AND WIRE RANGES:
 PART NUMBER WIRE RANGE
 1217378 22 - 18 AWG
 1217094 18 - 14 AWG OR A COMBINATION OF (TWO #18'S)
 1217095 16 - 12 AWG OR A COMBINATION OF (TWO #18'S OR TWO #16'S OR AN #18 AND #16).

2 HOUSING WIDTH MEASURED ACROSS CIRCUITS AT CENTERLINE DATUM [-A-].



BLUE	NONE	NONE	521795-1
COLOR	KEYING FEATURE	POLARIZATION FEATURE	PART NUMBER

THIS DRAWING IS A CONTROLLED DOCUMENT.		DWN R FLAIG 28FEB2005	TE Connectivity	
DIMENSIONS: mm		CHK R LONDON 28FEB2005		
TOLERANCES UNLESS OTHERWISE SPECIFIED:		APVD R LONDON 28FEB2005		
0 PLC ± - 1 PLC ± - 2 PLC ± 0.25 [.010] 3 PLC ± - 4 PLC ± - ANGLES ± -		NAME		
MATERIAL NYLON		FINISH SEE TABLE	HOUSING, RECEPT, POSITIVE-LOCK, MKIII, 6.35 [.250] SERIES, 7 POSITION	
WEIGHT		SCALE 4:1	SHEET 1 of 1	REV B
CUSTOMER DRAWING		A2 00779 C=521795		RESTRICTED TO