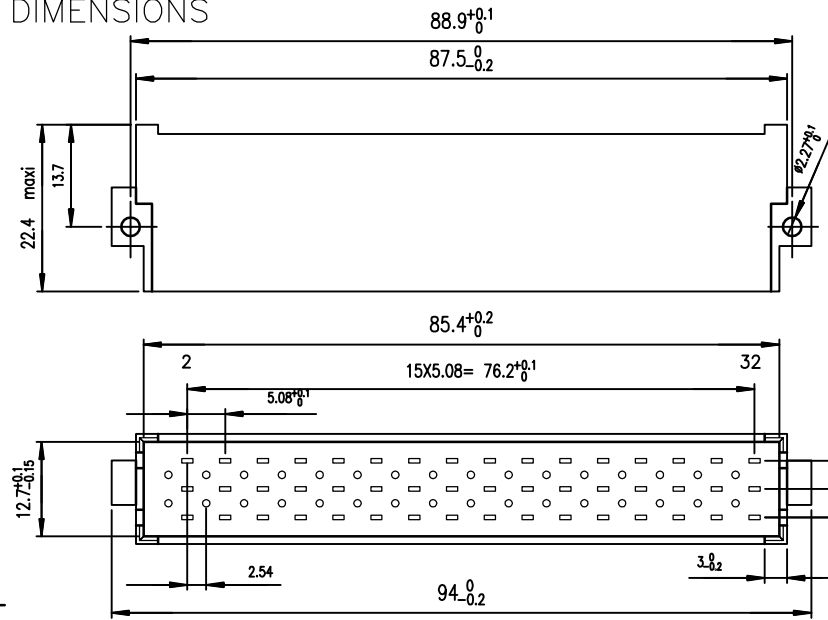


DIMENSIONS



ELECTRICAL DATA

- Current at AMB. 5.5 A at 20° / 4 A at 70°
- Contact resistance ≤15mΩ according to DIN 41640 Teil 4 test 2a
- Insulation resistance ≥10⁶ MΩ according to DIN 41640 teil 7 test 3a
- TEST VOLTAGE according to DIN 41640 teil 21
- contact/contact 1550 V
- contact/ground 2500 V

MECHANICAL DATA

- Insertion force ≤75N
- Mechanical endurance -class 1 500 matings unmatings according to DIN41640 teil 21
- class 2 400 matings unmatings according to DIN41640 teil 21
- Material insulator PBT MARKING LASER COMPATIBLE UL94V0
- Material contacts Copper alloy
- Finishing contact surface Gold over nickel Lead Free
- Finishing termination Lead-free
- Shock ≤30mΩ according to DIN 41640 Teil 14 test 6c
- Vibration -class 1
- class 2 10-500Hz/5g according to DIN 41640 Teil 15

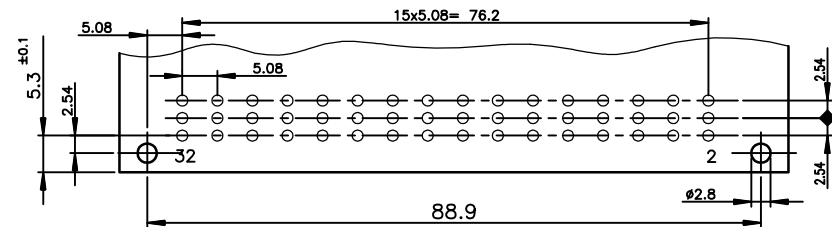
ENVIRONMENTAL DATA

- Climatic category According to DIN 41612
- Corrosion According to DIN 41612

FMLB CTS IN POSITIONS

b2;b32

P.C. CARD DRILLING



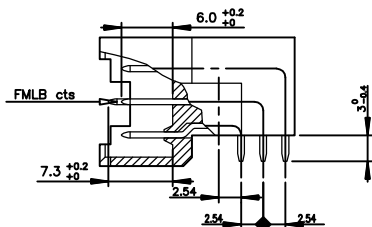
NOTE RoHS INFORMATION

- The "LF" products meet European Union Directives and other country regulations as described in GS-22-008.
- The housing will withstand exposure to 260°C peak temperature for 3.5 seconds in a wave solder application with a 1.6mm minimum thick circuit board.
- For the right angled versions, like the current leaded versions, it's recommended to use high temperature adhesive or metallic device, to protect the nearest plastic part in contact with of the solder wave, to avoid any visual plastic deterioration.

European Views

PART NUMBER	5159-009-4863-4-151LF
STYLE f	
NUMBER OF CONTACTS	
TERMINATION	Angled spills
PERFORMANCE CLASS	
DIN 41612 class 2	5
DIN 41612 class 1	9
CONTACT TERMINATION	Angled spills 2.54 X 5.08
FOR LEAD-FREE VERSION	

TERMINATION



rev	ecn no	dr	date
A	-	SJO	2000/05/23
B	LS06-0089	LGO	2006/06/14
C	LS07-0288	LGO	2007/11/19
D	F10-0214	APA	2010/10/01
E	F12-0053	APA	2012/05/07
-	-	-	-
-	-	-	-

www.fciconnect.com		surface	tolerance std	projection	mm
		ISO 1302	ISO 406 ISO 1101		
TOLERANCES UNLESS OTHERWISE SPECIFIED					
Dr	JOUBERT	23/05/00	ANGULAR	LINEAR	size A3
Eng	GOISNARD	23/05/00	0.X	±0.1	Scale 1.5:1
Chr	LEGARE	23/05/00	0.XX	±0.1	ECN F12-0053
Appr	LEGARE	23/05/00	0.XXX	±0.1	Spec ref -
Product family		DIN POWER		Rev. E	
title		MALE CONNECTOR 3 ROW		dwg no C01-5159-0063	
48 CTS & 2 FMLB CONTACTS		catalog no		CUSTOMER sheet 1 of 1	



Copyright FCI.

REV F - 2008-04-17