

QuickCarrier™ USB-E



Embedded USB Cellular Modems

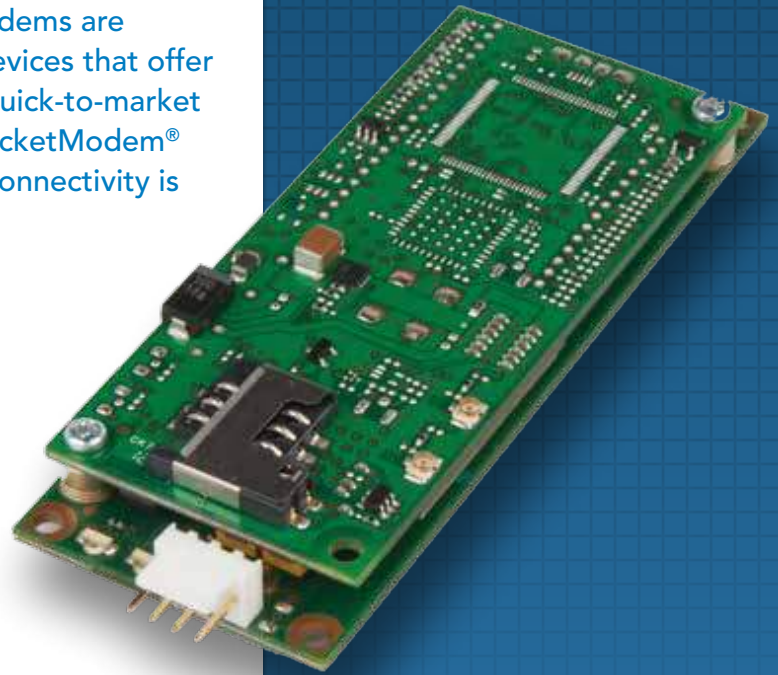
The QuickCarrier™ USB-E embedded cellular modems are complete, ready-to-integrate communications devices that offer 2G and 3G cellular connectivity options. These quick-to-market devices combine a network approved cellular SocketModem® and a USB carrier card in one compact design. Connectivity is easy via a 4-pin USB interface.

Key Features & Benefits

- HSPA+, GPRS, or EV-DO connectivity
- Short Message Services (SMS)
- Drivers for Windows® and Linux (G2 models are CDC-ACM compliant)
- Locking 4-pin USB interface
- UFL antenna connectors
- SIM socket (SIM socket applies to G2 and H5 models)
- AT command compatible
- Carrier approved and PTCRB certified (PTCRB applies to G2 and H5 models)
- Two-year warranty

Benefits

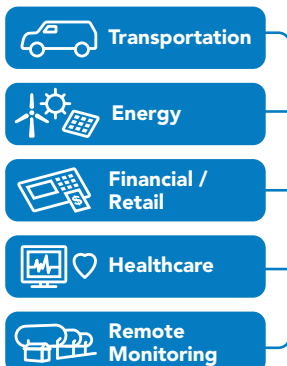
- **No board revision needed**
- **Approved by carriers and regulatory agencies** saving customers time, money, and protection from the risks associated with pursuing their own certifications.
- **Quick to market** leveraging Multi-Tech's approvals
- **Long solution lifecycle** reduces redesign time and cost
- **High quality, reliable solution** delivers on the promise of "M2M Simplified"
- Support from the **leading experts** in M2M technology




Benefits

- Quick-to-market
- Easy migration to future standards
- Carrier Approved

Your Devices & Data



Connecting Your Devices



Wireless Service Provider



Asset Management Platform

Insight + Action + Control



Alerts






Reports



Real-Time Management

Specifications

Models	MT100UCC-H5	MT100UCC-EV2	MT100UCC-G2
			
Performance	HSPA+	EV-DO Rev A	GPRS Class 10
Frequency Bands	3G: 850/900/1700(AWS)/1900/2100 MHz 2G: 850/900/1800/1900 MHz	800/1900 MHz	850/900/1800/1900 MHz
USB	USB 2.0 High Speed	USB 2.0 Full Speed	USB 2.0 Full Speed
TCP/IP Functions	DNS resolve, FTP client, Ping, PPP (dial-out), SMTP client, TCP client & server, UDP client & server, PAP, CHAP authentication	N/A	FTP, HTTP, POP3, SMTP, TCP (Client & Server), & UDP
Connectors	USB: 4-pin right angle (1), Antenna: UFL (2)	USB: 4-pin right angle (1), Antenna: UFL (2)	USB: 4-pin right angle (1), Antenna: UFL (1)
Environmental			
Operating Temperature*	-22° to 185° F (-30° to +85° C)	-40° to +185° F (-40° to +85° C)	-40° to +185° F (-40° to +85° C)
Storage Temperature	-40° to +185° F (-40° to +85° C)		
Humidity	20% to 90% RH, noncondensing		
Certifications			
EMC Compliance	FCC Part 15 Class B, EN55022, EN55024	FCC Part 15 Class B	FCC Part 15 Class B, EN55022, EN55024
Radio Compliance	FCC Part 22, FCC Part 24, RSS 132, RSS 133, EN 301 511, EN 301 489-1, EN 301 489-7	FCC Part 22, FCC Part 24	FCC Part 22, FCC Part 24, RSS 132, RSS 133, EN 301 511, EN 301 489-1, EN 301 489-7
Safety	UL 60950-1 2nd ED, cUL 60950-1 2nd ED, IEC 60950-1 2nd ED		
Network	PTCRB	N/A	PTCRB
Physical Description			
Dimensions	3.650" x 1.375" (92.71mm x 34.925mm)		

Highlights

Applications

With 2G or 3G packet data rates, the QuickCarrier USB-E embedded USB modem will support highly data-intensive applications such as remote video surveillance, multimedia POS/ATM terminals as well as other lower data rate applications.

Reduces Development Time

The QuickCarrier USB-E embedded USB modem enhances your product while you focus on developing its core features. It actually provides faster time-to-market because it relieves the burden and expense of obtaining PTCRB and RF approvals.

Ordering Information

Product	Description	Region
MT100UCC-H5	Penta-band HSPA+ Embedded USB Modem	Global
MT100UCC-EV2-N2	EV-DO Rev A Embedded USB Modem (Sprint)	US
MT100UCC-EV2-N3	EV-DO Rev A Embedded USB Modem (Verizon)	US
MT100UCC-EV2-N16	EV-DO Rev A Embedded USB Modem (Aeris)	US
MT100UCC-G2	GPRS Class 10 Embedded USB Modem (US Defaults)	Global
MT100UCC-G2-ED	GPRS Class 10 Embedded USB Modem (Euro Defaults)	Global
MT100UCC-AK	QuickCarrier USB Accessory Kit	Global

Accessory Kit

The QuickCarrier USB-E accessory kit includes two types of USB cables, a UFL-to-SMA antenna cable, and a cellular antenna. This kit gives you everything you need to connect your device for test, evaluation, and development.

Services & Warranty

Multi-Tech's comprehensive Support Services programs offer a full array of options to suit your specific needs. These services are aimed at protecting your investment, extending the life of your solution or product, and reducing total cost of ownership. Our seasoned technical experts, with an average tenure of more than 10 years, can walk you through smooth installations, troubleshoot issues and help you with configurations. Products include a 2-year warranty.

Installation Support

Multi-Tech's Installation Support Service delivers priority service with the ability to work one-on-one with an experienced Multi-Tech technical support engineer, to guide you through the installation process for our products.

Technical Support Services

At Multi-Tech, we're committed to providing you personalized attention and quality service while providing you a quick response to your product support needs. We have several options of support for you to choose from.

For additional information on Support Services as well as other service offerings, please contact your Multi-Tech representative or visit www.multitech.com/support.go.

World Headquarters

Multi-Tech Systems, Inc.
2205 Woodale Drive
Mounds View, MN 55112 U.S.A.
Tel: 763-785-3500
Toll-Free: 800-328-9717
Email: sales@multitech.com
www.multitech.com

EMEA Headquarters

Multi-Tech Systems (EMEA)
Unit 1, Thames Court
2 Richfield Avenue
Reading, Berkshire RG1 8EQ
United Kingdom
Tel: +(44) 118 959 7774
Email: sales@multitech.co.uk

Produced in the U.S. of U.S. and non-U.S. components. Features and specifications are subject to change without notice.

Trademarks and Registered Trademarks: Multi-Tech and the Multi-Tech logo, QuickCarrier, SocketModem: Multi-Tech Systems, Inc. All other products and technologies are the trademarks or registered trademarks of their respective holders.

4/13 • 86002161 • © 2013 by Multi-Tech Systems, Inc. All rights reserved.

