

RH-S1

Bridge handles

Rectangular cross section, aluminium

METRIC



STANDARD EXECUTIONS

Threaded blind holes.

- **RHS1-01**: anodised aluminium, natural colour, matte finish.
- **RHS1-04**: anodised aluminium, black colour, matte finish.

FEATURES AND APPLICATIONS

Careful machining of the surface of the handle using special machines eliminates all sharp edges.

RH-S1 series handles adapt well to use on a 19" rack and instruments in general.

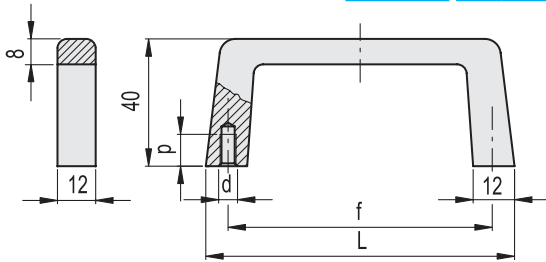
HE = height unit of the front panel: 1 HE = 44.45 mm = 1 6/8".

SPECIAL EXECUTIONS ON REQUEST

Different lengths and colours.



Conversion Table 1 mm = 0.039 inch			
f		L	
mm	inch	mm	inch
25	0.98	40	1.57
55	2.16	69	2.71
88	3.46	98	3.86
90	3.54	102	4.02
120	4.72	132	5.20
180	7.09	134	5.28
		194	7.64



RH-MG

Bridge handles

Rectangular cross section, aluminium

METRIC



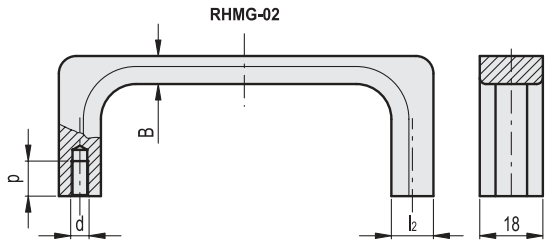
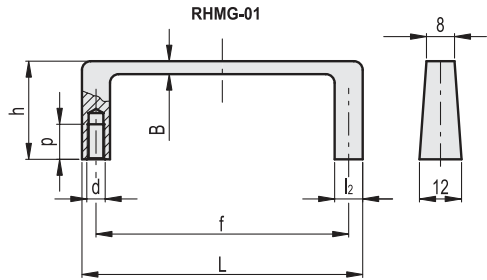
STANDARD EXECUTIONS

Threaded blind holes.

- **RHMG-01**: ground anodised aluminium, natural colour, matte finish.
- **RHMG-04**: ground anodised aluminium, black colour, matte finish.

OTHER STANDARD EXECUTIONS AVAILABLE

Version RH-MG-CLEAN (see page 482).



METRIC

Code	Code	f	L	d	p	G	HE*	Δ
RHS1-12.025.01	RHS1-12.025.04	25	40	M5	10	44	1	22
RHS1-12.055.01	RHS1-12.055.04	55	69	M5	10	88	2	39
RHS1-12.088.01	RHS1-12.088.04	88	102	M5	10	132.5	3	46
RHS1-12.120.01	RHS1-12.120.04	120	134	M5	10	177	4	55
RHS1-12.180.01	RHS1-12.180.04	180	194	M5	10	221.5	5	69

HE* = height unit of the front panel: 1 HE = 44.45 mm = 1 6/8".

METRIC

Code	Code	f	L	d	p	B	h	l2	Δ
RHMG-01.090.01	RHMG-01.090.04	90	98	M5	10	3.7	28	8	18
RHMG-02.120.01	RHMG-02.120.04	120	132	M6	12	8	40	12	82

- 1
- 2
- 3
- 4
- 5
- 6
- 7
- 8
- 9
- 10
- 11
- 12
- 13
- 14
- 15
- 16
- 17
- 18

Lift & Pull handles