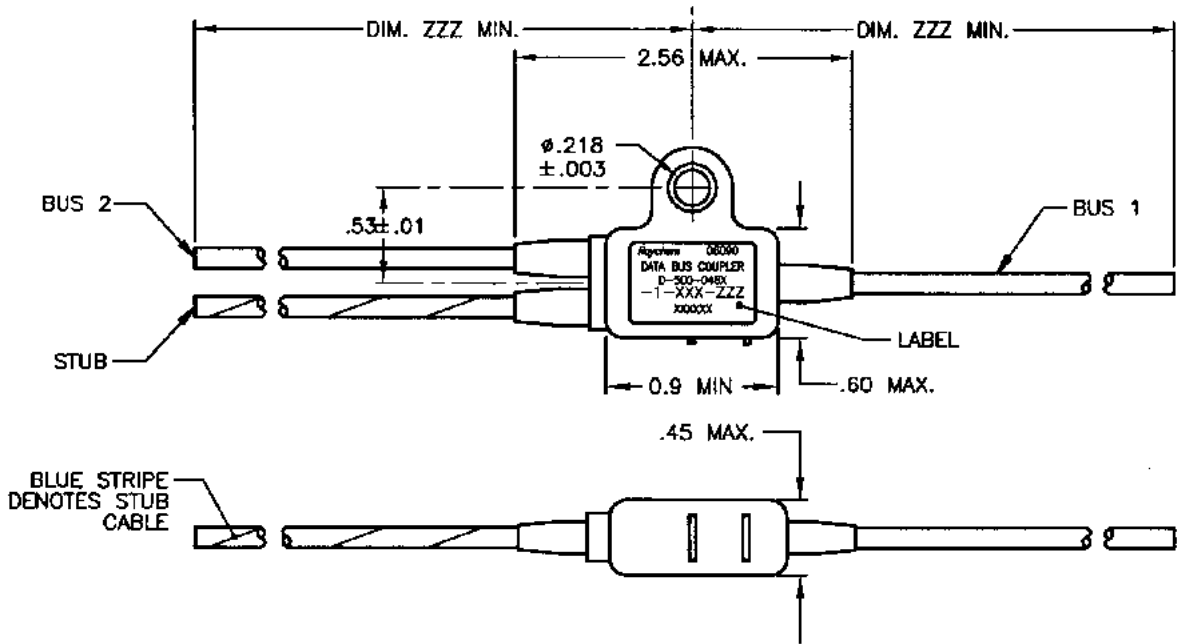
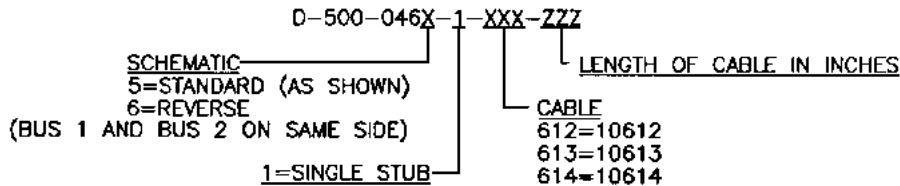


REVISIONS			
LTR	DESCRIPTION	DATE	APPROVED
N/C	RELEASED PER EGN T-20235	94Sep 14	305



COMPONENT NUMBER	BUS CABLE	STUB CABLE
D-500-046X-1-612-ZZZ	10612-24-9	10612-24-96
D-500-046X-1-613-ZZZ	10613-24-9	10613-24-96
D-500-046X-1-614-ZZZ	10614-24-9	10614-24-96



COMPONENT NUMBER

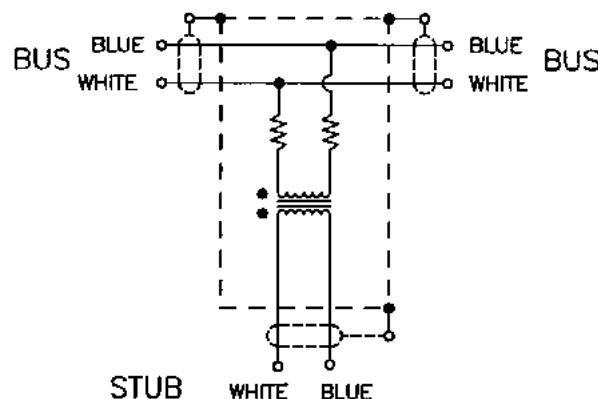
If this document is printed it becomes uncontrolled.
Check with the web for latest revision.

SPECIFICATION CONTROL DRAWING

If this document is printed it becomes uncontrolled.
Check for the latest revision.

UNLESS OTHERWISE SPECIFIED DIMENSIONS ARE IN INCHES. METRIC DIMENSIONS ARE IN BRACKETS. DECIMALS .XXX ± — { — mm } .XX ± — { — mm } ANGLES .X — ± — WEIGHT — g { — lbs }	DRAWN D.PIQUE 95JUL06		tyco Tyco Electronics Corporation Electronics 300 Constitutional Drive Menlo Park, CA 94025 USA		Raychem	
	CHECKED			TITLE ONE STUB IN-LINE DATA BUS MICRO COUPLER 04 SERIES		
	APPROVED					
	APPROVED					
CAD NAME 001821-1.DWG			SIZE A	CODE IDENT. NO. 06090	DWG. NO. D-500-046X-1-XXX-ZZZ	REV N/C
THIRD ANGLE PROJECTION			DO NOT SCALE THIS DRAWING		SHEET 1 OF 2	

1. MATERIAL AND FINISHES:
 - 1.1 INTERNAL COMPONENTS:
 - TRANSFORMER TO MIL-T-21038 AND MIL-STD-1553/B
 - RESISTORS TO MIL-R-39007/9, 57.6 OHMS
 - 1.2 SHIELDED CASE: ALUMINUM PER ASTM B 618, ALLOY A03560 COND. F. OR ASTM B211, ALLOY A92017
 - 1.3 SEALED STRAIN RELIEF COVER: MODIFIED CROSS-LINKED ELASTOMER, BLACK, TO RAYCHEM SPECIFICATION RK-6713.
 - 1.4 SCREW INSERT: STAINLESS STEEL PER ASTM 276 UNS S32100.
 - 1.5 CABLE (SEE CABLE TABULATION, SHEET 1). TO RAYCHEM SPECIFICATION 1200.
2. APPLICATION:
 - 2.1 THIS COUPLER IS DESIGNED TO BE INSTALLED INTO A DIGITAL MULTIPLEX ASSEMBLY MEETING THE REQUIREMENTS OF MIL-STD-1553B.
 - 2.1.1 FOR CABLE SPLICING USE FLEXIBLE SPLICE KIT D-150-9133.
 - 2.2 FOR NETWORK LAYOUT ASSISTANCE CONSULT RAYCHEM TECHNICAL SERVICES.
 - 2.3 CABLE BEND RADIUS PER MIL-W-5088 STATIC BEND: 5 x CABLE O.D. MIN.
DYNAMIC BEND: 10 x CABLE O.D. MIN.
3. TEMPERATURE:
 - 3.1 OPERATING TEMPERATURE: -65°C TO +150°C
4. PERFORMANCE SPECIFICATIONS:
 - 4.1 TRANSFORMER MEETS THE PERFORMANCE REQUIREMENTS OF MIL-STD-1553B.
 - 4.2
5. WEIGHT:
 - 5.1 MAXIMUM WEIGHT WITHOUT CABLE: 13 GRAMS MAX.
6. ORDERING INFORMATION:
ORDER PER COMPONENT NUMBER. (SEE SHEET 1) AND DESIRED "ZZZ" CABLE LENGTH.
SPLICE KITS TO BE ORDERED SEPARATELY.
SPECIFY CERTIFICATION OF CONFORMANCE REQUIREMENTS AS SEPARATE LINE ITEM.

ONE STUB COUPLER SCHEMATIC

If this document is printed it becomes uncontrolled.
Check for the latest revision.

CAD NAME: 001821-2.DWG	DRAWN	DCP	95JUL06	SIZE	CODE IDENT. NO.	DWG. NO.
	ISSUED			A	06090	D-500-046X-1-XXX-ZZZ
DO NOT SCALE THIS DRAWING						SHEET 2 OF 2