

PCB terminal block - SPT 1,5/ 2-H-3,5 - 1990737

Please be informed that the data shown in this PDF Document is generated from our Online Catalog. Please find the complete data in the user's documentation. Our General Terms of Use for Downloads are valid (<http://download.phoenixcontact.com>)



PC terminal block, Nominal current: 17.5 A, Nom. voltage: 200 V, Pitch: 3.5 mm, Number of positions: 2, Connection method: Spring-cage conn., Mounting: Soldering, Conductor/PCB connection direction: 0 °, Color: green

The figure shows a 10-position version of the product

Why buy this product

- Can be combined with 5.0 mm pitch
- Larger numbers of positions available on request
- 3.5 mm pitch
- Horizontal and vertical types
- Generously dimensioned connection cross section with compact 3.5 mm pitch
- Two solder pins for a high level of stability on the PCB
- PCB terminal blocks with front spring-cage connection
- Push-in direct plug-in technology for solid or stranded conductors with ferrules
- When connecting stranded conductors without ferrules, the terminal point is opened using a standard screwdriver



Key commercial data

Packing unit	1
Minimum order quantity	1
Catalog page	Page 133 (CC-2011)
GTIN	 4 046356 104388
Custom tariff number	85369010
Country of origin	GERMANY

Technical data

Dimensions / positions

Length	14.4 mm
Pitch	3.5 mm
Dimension a	3.5 mm
Number of positions	2
Pin dimensions	0,8 x 0,8 mm

PCB terminal block - SPT 1,5/ 2-H-3,5 - 1990737

Technical data

Dimensions / positions

Pin spacing	3.5 mm
Hole diameter	1.1 mm

Technical data

Range of articles	SPT 1,5/..-H
Insulating material group	I
Rated surge voltage (III/3)	2.5 kV
Rated surge voltage (III/2)	2.5 kV
Rated surge voltage (II/2)	2.5 kV
Rated voltage (III/3)	160 V
Rated voltage (III/2)	200 V
Rated voltage (II/2)	400 V
Connection in acc. with standard	EN-VDE
Nominal current I _N	17.5 A
Nominal cross section	1.5 mm ²
Maximum load current	17.5 A
Insulating material	PA
Inflammability class according to UL 94	V0
Stripping length	10 mm
Nominal voltage, UL/CUL Use Group B	150 V
Nominal current, UL/CUL Use Group B	10 A
Nominal voltage, UL/CUL Use Group D	300 V
Nominal current, UL/CUL Use Group D	10 A

Connection data

Conductor cross section solid min.	0.2 mm ²
Conductor cross section solid max.	1.5 mm ²
Conductor cross section stranded min.	0.2 mm ²
Conductor cross section stranded max.	1.5 mm ²
Conductor cross section stranded, with ferrule without plastic sleeve min.	0.25 mm ² Stripping length 8 mm
Conductor cross section stranded, with ferrule without plastic sleeve max.	1.5 mm ² Stripping length 8 mm
Conductor cross section stranded, with ferrule with plastic sleeve min.	0.25 mm ² Stripping length 8 mm
Conductor cross section stranded, with ferrule with plastic sleeve max.	0.75 mm ² Stripping length 8 mm
Conductor cross section AWG/kcmil min.	24
Conductor cross section AWG/kcmil max	16
Minimum AWG according to UL/CUL	24
Maximum AWG according to UL/CUL	16

PCB terminal block - SPT 1,5/ 2-H-3,5 - 1990737

Classifications

eclass

eCl@ss 4.0	27141109
eCl@ss 4.1	27141109
eCl@ss 5.0	27141190
eCl@ss 5.1	27141190
eCl@ss 6.0	27261101
eCl@ss 7.0	27440401

etim

ETIM 3.0	EC001121
ETIM 4.0	EC002643
ETIM 5.0	EC002643

unspsc

UNSPSC 6.01	30211801
UNSPSC 7.0901	39121432
UNSPSC 11	39121432
UNSPSC 12.01	39121432
UNSPSC 13.2	39121432

Approvals

Approvals


Approvals

UL Recognized / SEV / cUL Recognized / CCA / IECCEB Scheme / GOST / cULus Recognized

Ex Approvals

Approvals submitted


Approval details

UL Recognized 		
	B	D
mm ² /AWG/kcmil	24-16	24-16
Nominal current I _N	10 A	10 A
Nominal voltage U _N	150 V	300 V

PCB terminal block - SPT 1,5/ 2-H-3,5 - 1990737

Approvals

SEV	
mm ² /AWG/kcmil	1.5
Nominal current I _N	17.5 A
Nominal voltage U _N	130 V

cUL Recognized 		
	B	D
mm ² /AWG/kcmil	24-16	24-16
Nominal current I _N	10 A	10 A
Nominal voltage U _N	150 V	300 V

CCA	
mm ² /AWG/kcmil	1.5
Nominal current I _N	17.5 A
Nominal voltage U _N	130 V

IECEE CB Scheme	
mm ² /AWG/kcmil	1.5
Nominal current I _N	17.5 A
Nominal voltage U _N	130 V

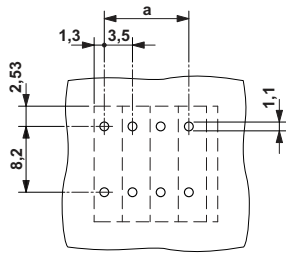
GOST 	
--	--

cULus Recognized 	
--	--

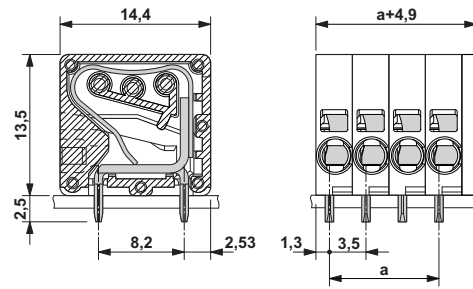
Drawings

PCB terminal block - SPT 1,5/ 2-H-3,5 - 1990737

Drilling diagram



Dimensioned drawing



© Phoenix Contact 2012 - all rights reserved
<http://www.phoenixcontact.com>