

569025-1 ✓ ACTIVE

CHAMP | CHAMP Docking Connectors

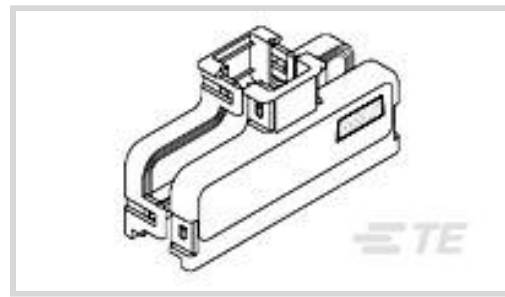
TE Internal #: 569025-1

D-Sub Covers, Strain Relief Cover, 64 Position, CHAMP Docking Connectors

[View on TE.com >](#)



Connectors > D-Shaped Connectors > D-Sub Accessories > D-Sub Covers



Connector Cover Type: **Strain Relief Cover**

Number of Positions: **64**

Operating Temperature Range: **-55 – 105 °C [-67 – 221 °F]**

Features

Product Type Features

Connector Cover Type	Strain Relief Cover
----------------------	---------------------

Configuration Features

Number of Positions	64
---------------------	----

Usage Conditions

Operating Temperature Range	-55 – 105 °C[-67 – 221 °F]
-----------------------------	----------------------------

Packaging Features

Packaging Quantity	100
Packaging Method	Box, Kit, Package

Product Compliance

[For compliance documentation, visit the product page on TE.com>](#)

EU RoHS Directive 2011/65/EU	Compliant
EU ELV Directive 2000/53/EC	Compliant
China RoHS 2 Directive MIIT Order No 32, 2016	No Restricted Materials Above Threshold
EU REACH Regulation (EC) No. 1907/2006	Current ECHA Candidate List: JUNE 2023 (235) Candidate List Declared Against: JUNE 2022 (224) Does not contain REACH SVHC
Halogen Content	Low Halogen - Br, Cl, F, I < 900 ppm per homogenous material. Also BFR/CFR/PVC Free

Solder Process Capability

Not applicable for solder process capability


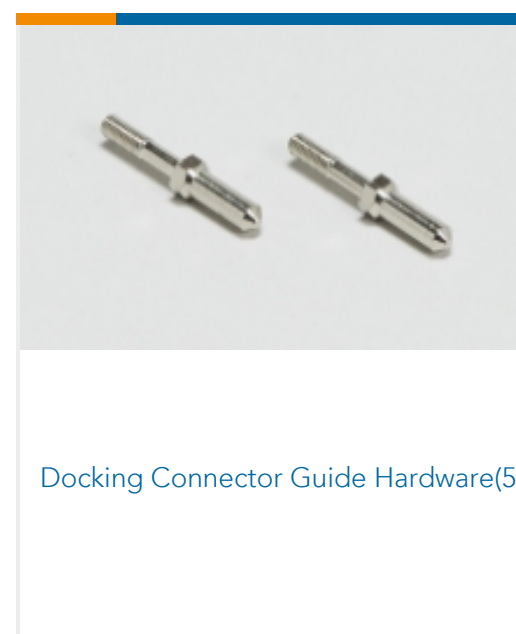
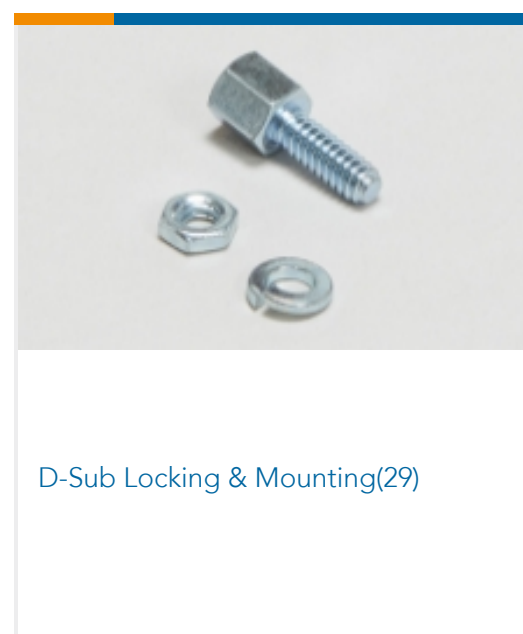
Product Compliance Disclaimer

This information is provided based on reasonable inquiry of our suppliers and represents our current actual knowledge based on the information they provided. This information is subject to change. The part numbers that TE has identified as EU RoHS compliant have a maximum concentration of 0.1% by weight in homogenous materials for lead, hexavalent chromium, mercury, PBB, PBDE, DBP, BBP, DEHP, DIBP, and 0.01% for cadmium, or qualify for an exemption to these limits as defined in the Annexes of Directive 2011/65/EU (RoHS2). Finished electrical and electronic equipment products will be CE marked as required by Directive 2011/65/EU. Components may not be CE marked. Additionally, the part numbers that TE has identified as EU ELV compliant have a maximum concentration of 0.1% by weight in homogenous materials for lead, hexavalent chromium, and mercury, and 0.01% for cadmium, or qualify for an exemption to these limits as defined in the Annexes of Directive 2000/53/EC (ELV). Regarding the REACH Regulation, the information TE provides on SVHC in articles for this part number is based on the latest European Chemicals Agency (ECHA) 'Guidance on requirements for substances in articles' posted at this URL: <https://echa.europa.eu/guidance-documents/guidance-on-reach>


Compatible Parts



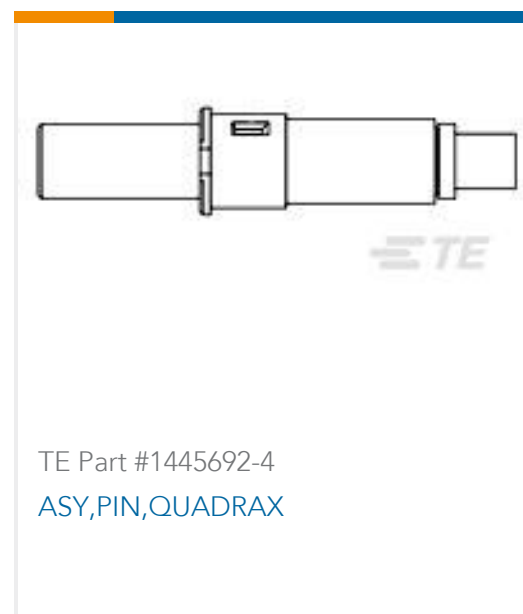
Also in the Series | CHAMP Docking Connectors



Customers Also Bought



TE Part #5552243-1
ASSY, PLUG, 64 POS, VERT MTG



TE Part #1445692-4
ASY,PIN,QUADRAX



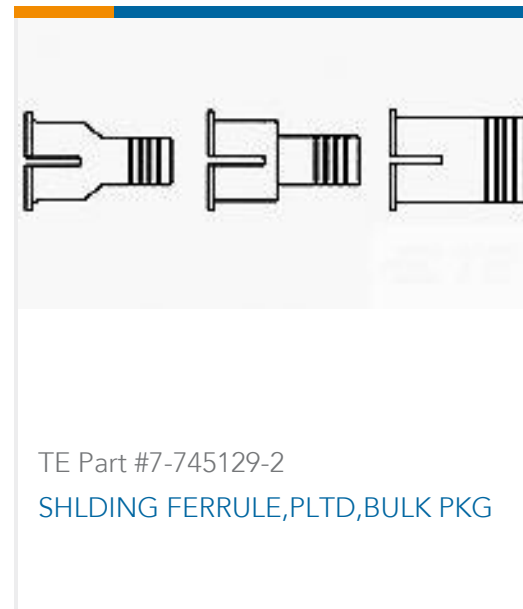
TE Part #208262-3
5009-328-0022



TE Part #323152-2
DG 22-16COM 22-18MIL HR AU R 8



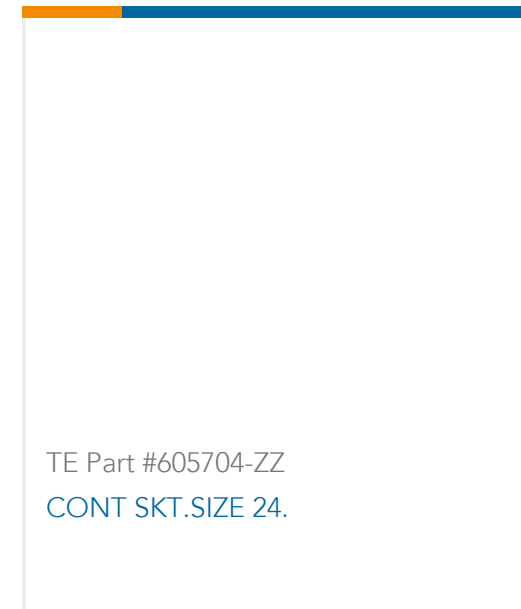
TE Part #E99238-000
HTCM-SCE-TP-1/2-4H-9



TE Part #7-745129-2
SHLDING FERRULE,PLTD,BULK PKG



TE Part #CTJ722K01C
MODULE ASSY



TE Part #605704-ZZ
CONT SKT.SIZE 24.

Documents

Product Drawings

[COVR,KIT,180DEG,64POS,0.610 CA](#)

English

CAD Files

[3D PDF](#)

3D

Customer View Model

[ENG_CVM_CVM_569025-1_C.2d_dxf.zip](#)

English

Customer View Model

[ENG_CVM_CVM_569025-1_C.3d_igs.zip](#)

English

Customer View Model

[ENG_CVM_CVM_569025-1_C.3d_stp.zip](#)

English

By downloading the CAD file I accept and agree to the [Terms and Conditions](#) of use.

Product Specifications

[Application Specification](#)

English