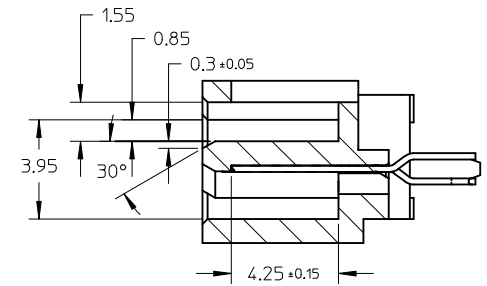
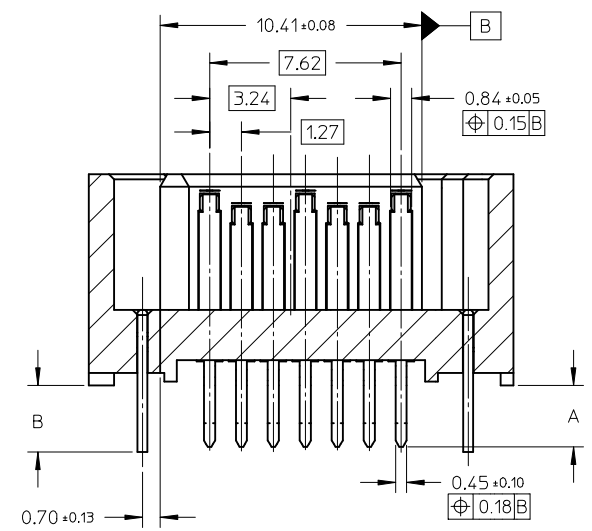
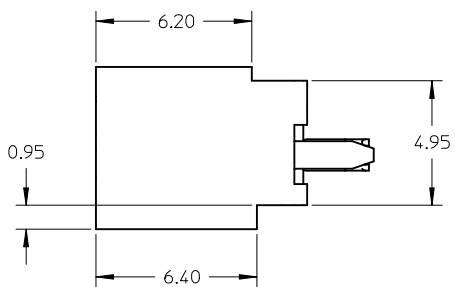
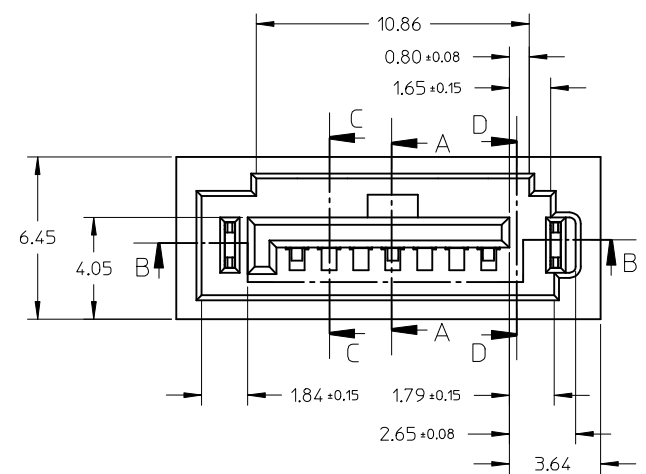


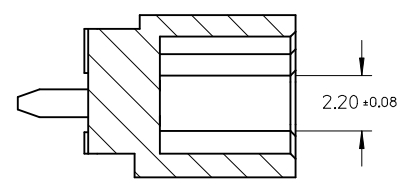
SECTION A-A



SECTION C-C



SECTION B-B



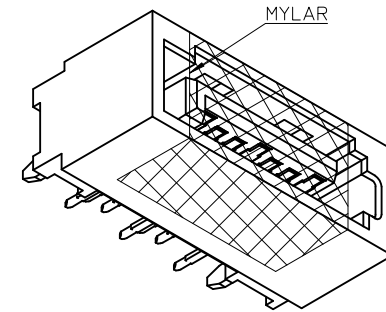
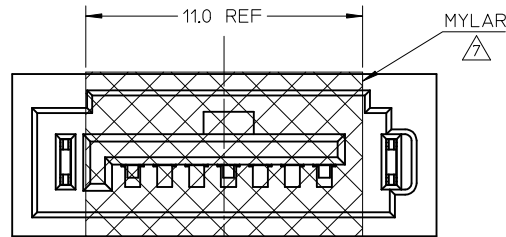
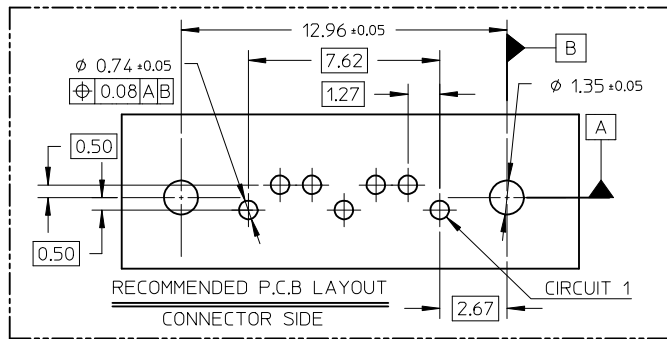
SECTION D-D

REMOVE PART NUMBER
 EC NO: SH2012-0062
 DRWN: XQZHANG 2012/01/30
 CHKD: XQZHANG 2012/01/30
 APPR: AYIN 2012/02/02

REV	DESCRIPTION
F _A =0	
F _C =0	
F _P =0	

QUALITY SYMBOLS		GENERAL TOLERANCES (UNLESS SPECIFIED)	
		mm	INCH
4 PLACES	± ---	± ---	± ---
3 PLACES	± ---	± ---	± ---
2 PLACES	± 0.15	± ---	± ---
1 PLACE	± 0.25	± ---	± ---
ANGULAR ± 1°			
DRAFT WHERE APPLICABLE MUST REMAIN WITHIN DIMENSIONS			

DIMENSION STYLE		SCALE	DESIGN UNITS	THIRD ANGLE PROJECTION
MM ONLY		5:1	METRIC	
DRAWN BY	DATE	TITLE		
GRATE	2004/02/02	HIGH SPEED CONNECTOR		
CHECKED BY	DATE	1.27MM PITCH VERTICAL		
YA JUN	2004/02/02	DIP SOLDER TAIL		
APPROVED BY	DATE	MOLEX INCORPORATED		
SAM	2004/02/02	MOLEX INCORPORATED		
MATERIAL NO.	DOCUMENT NO.	SHEET NO.		
SEE SHEET 2	SD-67800-008	1 OF 2		
THIS DRAWING CONTAINS INFORMATION THAT IS PROPRIETARY TO MOLEX INCORPORATED AND SHOULD NOT BE USED WITHOUT WRITTEN PERMISSION				



SCHEMATIC DRAWING OF MYLAR
ONLY FOR 678008205
(SCALE 5:1)

NOTES:

- MATERIAL:
HOUSING/COLOR: SEE TABLE, GLASS FILLED, UL94V-0
TERMINAL/PEG: BRASS
 - TERMINAL PLATING:
CONTACT AREA: (a) GOLD FLASH
(b) GOLD, THICKNESS=0.76 MICRON MINIMUM
(c) GOLD, THICKNESS=0.38 MICRON MINIMUM
SOLDER TAIL: TIN PLATED 1.27 MICRON MINIMUM
OVER NICKEL PLATED 1.27 MICRON MINIMUM
 - PEG PLATING: TIN PLATED 1.27 MICRON MINIMUM
OVER NICKEL PLATED 1.8 MICRON MINIMUM
 - PACKAGING SPECIFICATION:
FOR 67800-8205: TAPE & REEL, PK-67800-003
FOR OTHER P/N: TRAY, PK-67800-001
 - PRODUCT SPECIFICATION REFER TO PS-67491-001
 - RECOMMENDED SOLDERING PROCESS:
THERMAL PLASTIC FOR WAVE SOLDERING PROCESS
HIGH TEMPERATURE THERMAL PLASTIC FOR IR SOLDERING PROCESS
7. THE MYLAR STICKED ON THE HOUSING IS JUST USED FOR PICK-UP PLACE, PLEASE REMOVE IT AFTER REFLOW

PART NUMBER	PLATING TYPE	DIM A	DIM B	P.C.B THICKNESS	PLASTIC TYPE	PLASTIC COLOR	REMARK
67800-8245	SEE NOTE2(c)	2.10	2.65	1.60±0.05	THERMAL PLASTIC	NATURE	PURE TIN
67800-8041	SEE NOTE2(a)	2.45					
67800-8085	SEE NOTE2(c)	3.25	3.45	2.40±0.05	THERMAL PLASTIC	PROCESS BLUE C ΔE<3	
67800-8082	SEE NOTE2(b)						
67800-8075	SEE NOTE2(c)						
67800-8072	SEE NOTE2(b)	2.85	3.05	2.00±0.05			
67800-8071	SEE NOTE2(a)				THERMAL PLASTIC	BLACK	
67800-8235	SEE NOTE2(c)	2.10					
67800-8035	SEE NOTE2(c)	2.45	2.65	1.60±0.05	THERMAL PLASTIC	BLACK	
67800-8032	SEE NOTE2(b)						
67800-8025	SEE NOTE2(c)	3.25	3.45	2.40±0.05			
67800-8021	SEE NOTE2(a)				THERMAL PLASTIC	BLACK	
67800-8305	SEE NOTE2(c)	2.10					
67800-8005	SEE NOTE2(c)				THERMAL PLASTIC	BLACK	
67800-8002	SEE NOTE2(b)	2.45	2.65	1.60±0.05			
67800-8001	SEE NOTE2(a)				HIGH TEMPERATURE THERMAL PLASTIC	BLACK	
67800-8125	SEE NOTE2(c)	3.25	3.45	2.40±0.05			
67800-8122	SEE NOTE2(b)				THERMAL PLASTIC	BLACK	
67800-8115	SEE NOTE2(c)	2.85	3.05	2.00±0.05			
67800-8205	SEE NOTE2(c)				THERMAL PLASTIC	BLACK	
67800-8102	SEE NOTE2(b)	2.45	2.65	1.60±0.05			
67800-8101	SEE NOTE2(a)						

SEE SHEET 1 EC NO: SH2012-0062 DRWN:XOZHANG 2012/01/30 CHKD:XOZHANG 2012/01/30 APPR:AYTIN 2012/02/02	QUALITY SYMBOLS F _A =0 F _B =0 F _C =0	GENERAL TOLERANCES (UNLESS SPECIFIED)		DIMENSION STYLE MM ONLY		SCALE 1:1	DESIGN UNITS METRIC	THIRD ANGLE PROJECTION	
		4 PLACES ± --- ± --- 3 PLACES ± --- ± --- 2 PLACES ± 0.15 ± --- 1 PLACE ± 0.25 ± ---	mm INCH ± --- ± --- ± 0.15 ± --- ± 0.25 ± ---	DRAWN BY GRATE	DATE 2004/02/02	TITLE HIGH SPEED CONNECTOR 1.27MM PITCH VERTICAL DIP SOLDER TAIL			
		ANGULAR ± 1°		CHECKED BY YAJUN	DATE 2004/02/02	MOLEX INCORPORATED			
		DRAFT WHERE APPLICABLE MUST REMAIN WITHIN DIMENSIONS		APPROVED BY SAM	DATE 2004/02/02	MATERIAL NO. SEE TABLE	DOCUMENT NO. SD-67800-008	SHEET NO. 2 OF 2	