




Technical Data Sheet for XLT2416

Single-Stage Thermoelectric Module



NOMINAL PERFORMANCE IN NITROGEN

Hot Side Temperature (°C)	27	50
ΔT_{max} (°C):	56	64
Qmax (watts):	34	37
I _{max} (amps):	14.7	14.6
V _{max} (vdc):	3.6	4.0
AC Resistance (ohms):	0.20	---

PRODUCT FEATURES

- RoHS EU Compliant
- Rated operating temperature of 125°C.
- Ceramic Material: Aluminum Oxide
- Designed for temperature cycling applications.
- Capable of rapid heating and cooling rates.
- Porch configuration for high strength leadwire connection.
- Superior nickel diffusion barriers on elements.
- High strength for rugged environment.
- RTV sealing option available.
- Lapped option available for multiple module applications.
- Set of modules ACR matched available.

ORDERING OPTIONS

Model Number	Description
XLT2416-03AC	Lapped, Leadwires
XLT2416-04AC	Lapped, Leadwires, Sealed
XLT2416-05AC	Lapped, Leadwires, ACR Number Coded
XLT2416-06AC	Lapped, Leadwires, ACR Number Coded
XLT2416-08AC	Lapped, Leadwires, ACR & Height Marked
XLT2416-09AC	Lapped, Leadwires, ACR & Height Marked
XLT2416-16AC	Lapped, Leadwires, ACR Match, Height Match, Set of Six

OPERATION CAUTIONS

For maximum reliability, storage and operation below 125°C in a non-condensing environment is recommended. To minimize thermal stress, use linear/proportional temperature control or a similar method rather than an ON/OFF method.

INSTALLATION

Recommended mounting method: Clamp with uniform pressure to a flat surface with thermal interface material. For additional information, please refer to our TEC Installation Guide.

II-VI Marlow – Dallas, TX USA
214-340-4900
877-627-5691
marlow.sales@ii-vi.com

Marlow Industries Europe
GmbH - Germany
+49 (0) 6150 5439 - 403
info@marlow-europe.eu

II-VI Japan Inc.
81 43 297 2693 (tel)
center@ii-vi.co.jp
www.ii-vi.co.jp

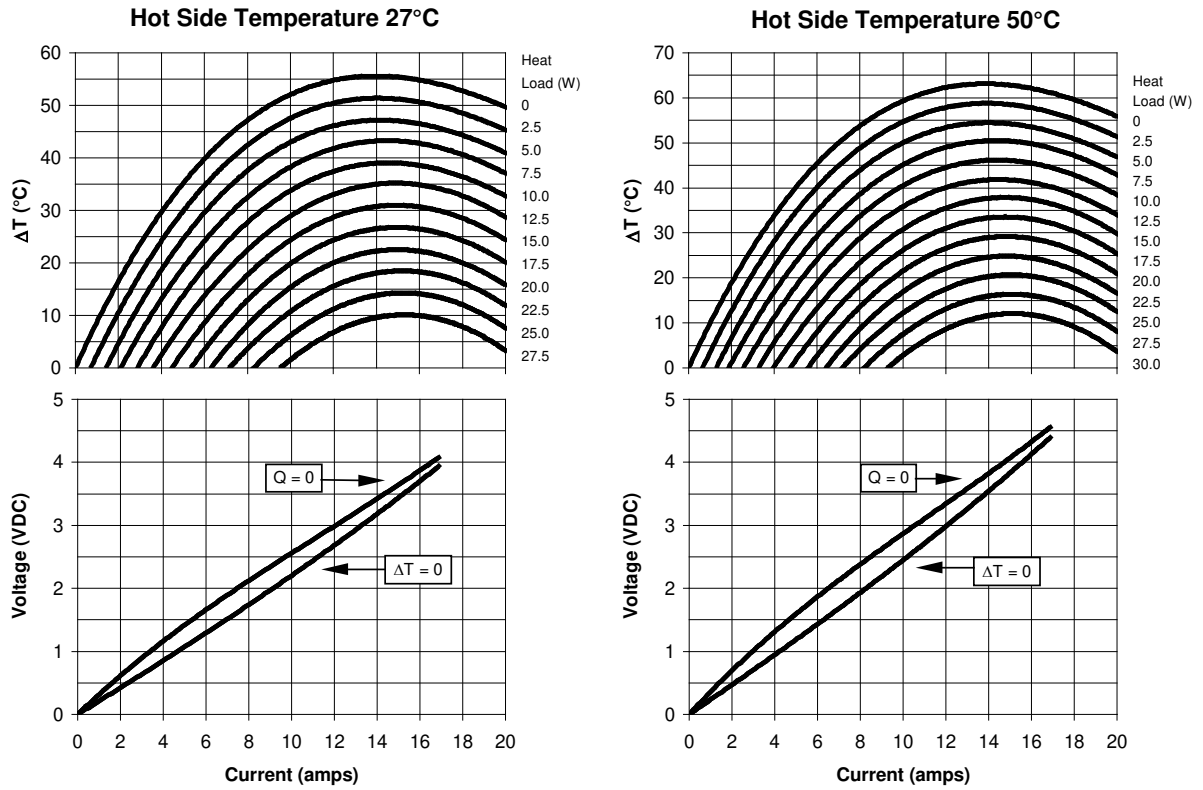
II-VI Singapore Pte., Ltd.
(65) 6481 8215 (tel)
info@ii-vi.com.sg

Marlow Industries China, II-VI
Technologies Beijing
86-10-643 98226
info@iivibj.com



TYPICAL PERFORMANCE CURVES

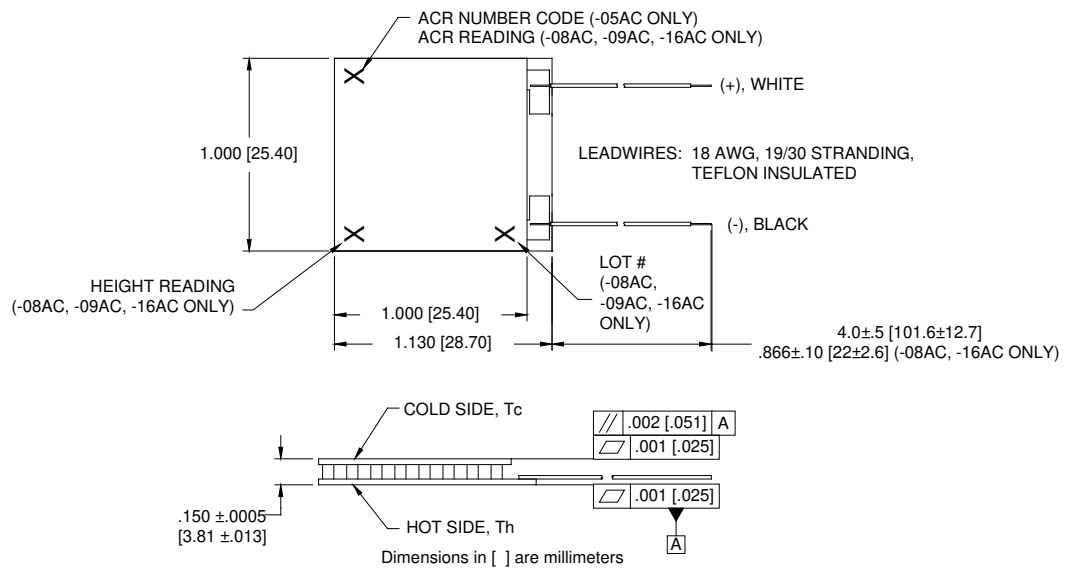
ENVIRONMENT: ONE ATMOSPHERE DRY NITROGEN



For performance information in a vacuum or with hot side temperatures other than 27°C or 50°C, contact one of our Applications Engineers at 877-627-5691.

MECHANICAL CHARACTERISTICS

ACR Number Code	ACR Range (ohms)	
2	0.170	0.172
3	0.172	0.175
4	0.175	0.178
5	0.178	0.181
6	0.181	0.184
7	0.184	0.187
8	0.187	0.190
9	0.190	0.193
10	0.193	0.196
11	0.196	0.199
12	0.199	0.202
13	0.202	0.205
14	0.205	0.208
15	0.208	0.211
16	0.211	0.214
17	0.214	0.218



For customer support or general questions please contact a local office or visit our website at www.marlow.com.