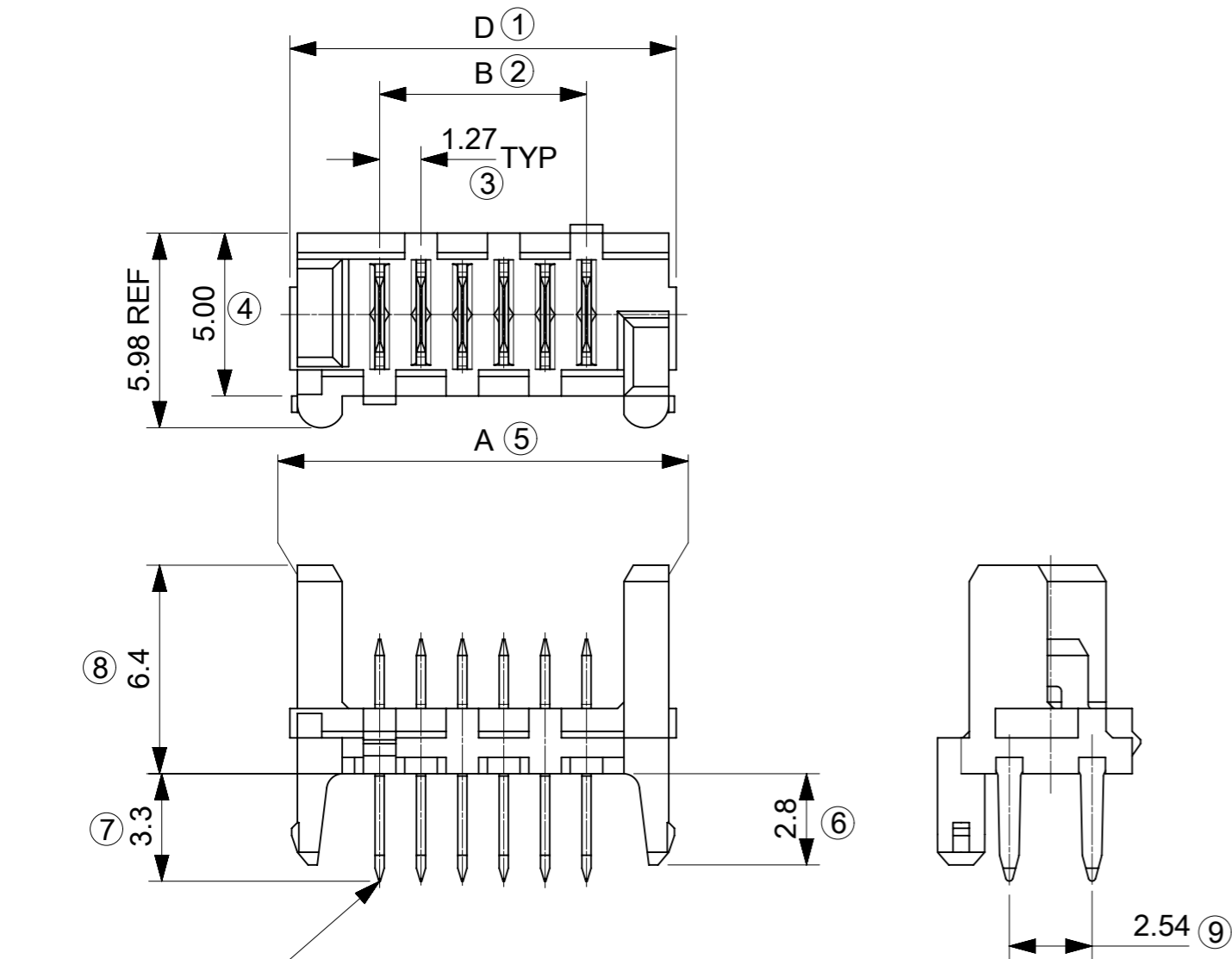


90325 - **26	26	36.80	31.75	35.35	37.26
90325 - **24	24	34.26	29.21	32.81	34.72
90325 - **22	22	31.72	26.67	30.27	32.18
90325 - **20	20	29.18	24.13	27.73	29.64
90325 - **18	18	26.64	21.59	25.19	27.10
90325 - **16	16	24.10	19.05	22.65	24.56
90325 - **14	14	21.56	16.51	20.11	22.02
90325 - **12	12	19.02	13.97	17.57	19.48
90325 - **10	10	16.48	11.43	15.03	16.94
90325 - **08	08	13.94	8.89	12.49	14.40
90325 - **06	06	11.40	6.35	9.95	11.86
90325 - **04	04	8.86	3.81	7.41	9.32
PART NO.	NO. OF CKTS	DIM. A	DIM. B	DIM. C	DIM. D

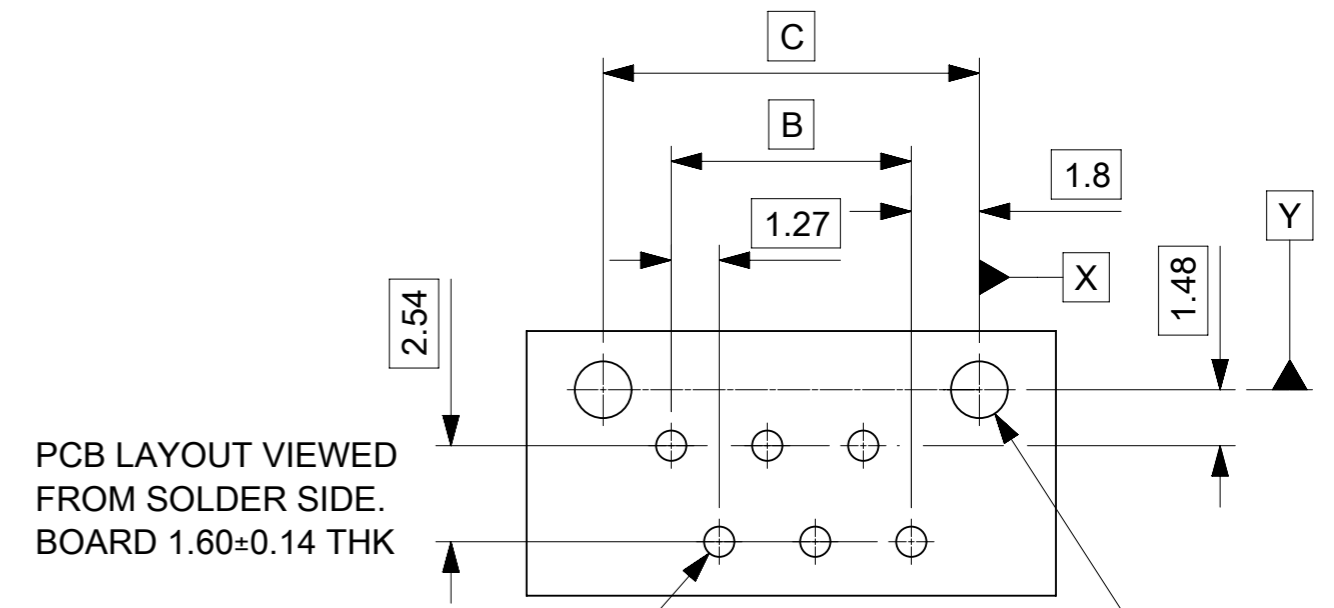


CIRCUIT NO. 1

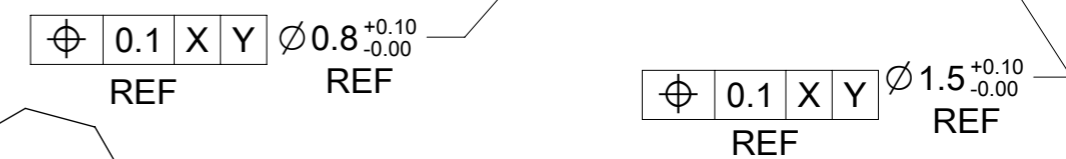
90325 - * * * *

CIRCUIT SIZE 04 CKT TO 26 CKT
 0 = HOUSING: COLOUR BLACK
 9 = HOUSING: CUSTOMER SPECIFIC (COLOUR BLACK)

0 = 3 -5µm TIN ASSY
 3 = 0.76µm GOLD ASSY
 5 = NON STANDARD VOIDED OPTIONSEE SHEET 2 TUBED
 6 = ROUND PEG WITH KINKSOPTION SEE SHEET 3 (OBSOLETE)
 7 = 0.76µm GOLD ASSY, TUBED
 9 = 3-5µm TIN ASSY TUBED



INSPECTION NUMBERS USED ON SHEET 1: 1-20
 LAST INSPECTION NUMBER USED: 9

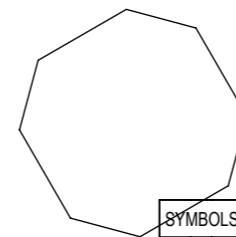


- NOTES:
- HOUSING MATL. POLYESTER PBT 15% GLASS FILLED TO UL94V-0
 - TER. MATL. BRALL 0.28 THK
 PLATING: :UNDERPLATED 1.27µm MIN NICKEL
 3-5µm TIN SELECTIVE
 0.76µm MIN. SELECTIVE GOLD
 - CONFIRMS TO PRODUCT SPECIFICATION PS-99020-0011
 - PACKAGING SPECIFICATION: PK-90325-001

SYMBOLS		THIS DRAWING CONTAINS INFORMATION THAT IS PROPRIETARY TO MOLEX ELECTRONIC TECHNOLOGIES, LLC AND SHOULD NOT BE USED WITHOUT WRITTEN PERMISSION	
▽ = 0	mm	SCALE	5:1
▽ = 0	GENERAL TOLERANCES (UNLESS SPECIFIED)		
▽ = 0	ANGULAR TOL ± 0.5°		
▽ = 0	4 PLACES	±	
▽ = 0	3 PLACES	±	
▽ = 0	2 PLACES	±	0.2
▽ = 0	1 PLACE	±	0.2
▽ = 0	0 PLACES	±	
■ = 0	DRAFT WHERE APPLICABLE MUST REMAIN WITHIN DIMENSIONS		
▽ = 0	THIRD ANGLE PROJECTION		
CURRENT REV DESC:		EC NO: 738955	
		DRWN: GOWTHP 2023/02/02	
		CHK'D: GOWTHP 2023/02/16	
		APPR: ISHWARG 2023/02/20	
INITIAL REVISION:		DRWN: RFC_PLMIMP 2018/10/14	
		APPR: MWILHITE 2000/07/24	
DOCUMENT NUMBER		SDA-90325	
DOC TYPE		PSD	
DOC PART		001	
REVISION		AU1	
MATERIAL NUMBER		SEE TABLE	
CUSTOMER		GENERAL MARKET	
SHEET NUMBER		1 OF 2	

DRAWING REMASTERED TO NX

PART NUMBER OPTIONS ON SHEET'S 2 & 3 ARE OBSOLETE AND THEREFORE HAVE BEEN REMOVED FROM DRAWING.



SYMBOLS ▽ = 0 ▽ = 0 ▽ = 0 ▽ = 0 ▽ = 0 ▽ = 0 ▽ = 0 ▽ = 0 ▽ = 0 ▽ = 0	THIS DRAWING CONTAINS INFORMATION THAT IS PROPRIETARY TO MOLEX ELECTRONIC TECHNOLOGIES, LLC AND SHOULD NOT BE USED WITHOUT WRITTEN PERMISSION		CURRENT REV DESC:				
	DIMENSION UNITS	SCALE	EC NO: 738955				
	mm	1:1	DRWN: GOWTHP 2023/02/02		SDA-90325		
	GENERAL TOLERANCES (UNLESS SPECIFIED)		CHK'D: GOWTHP 2023/02/16		DOC TYPE DOC PART REVISION		
	ANGULAR TOL ± 0.5°		APPR: ISHWARG 2023/02/20		PSD 001 AU1		
	4 PLACES ±		INITIAL REVISION:		MATERIAL NUMBER		
	3 PLACES ±		DRWN: RFC_PLMIMP 2018/10/14		CUSTOMER		
	2 PLACES ± 0.2		APPR: MWILHITE 2000/07/24		GENERAL MARKET		
	1 PLACE ± 0.2		THIRD ANGLE PROJECTION		SHEET NUMBER		
	0 PLACES ±		DRAWING		2 OF 2		