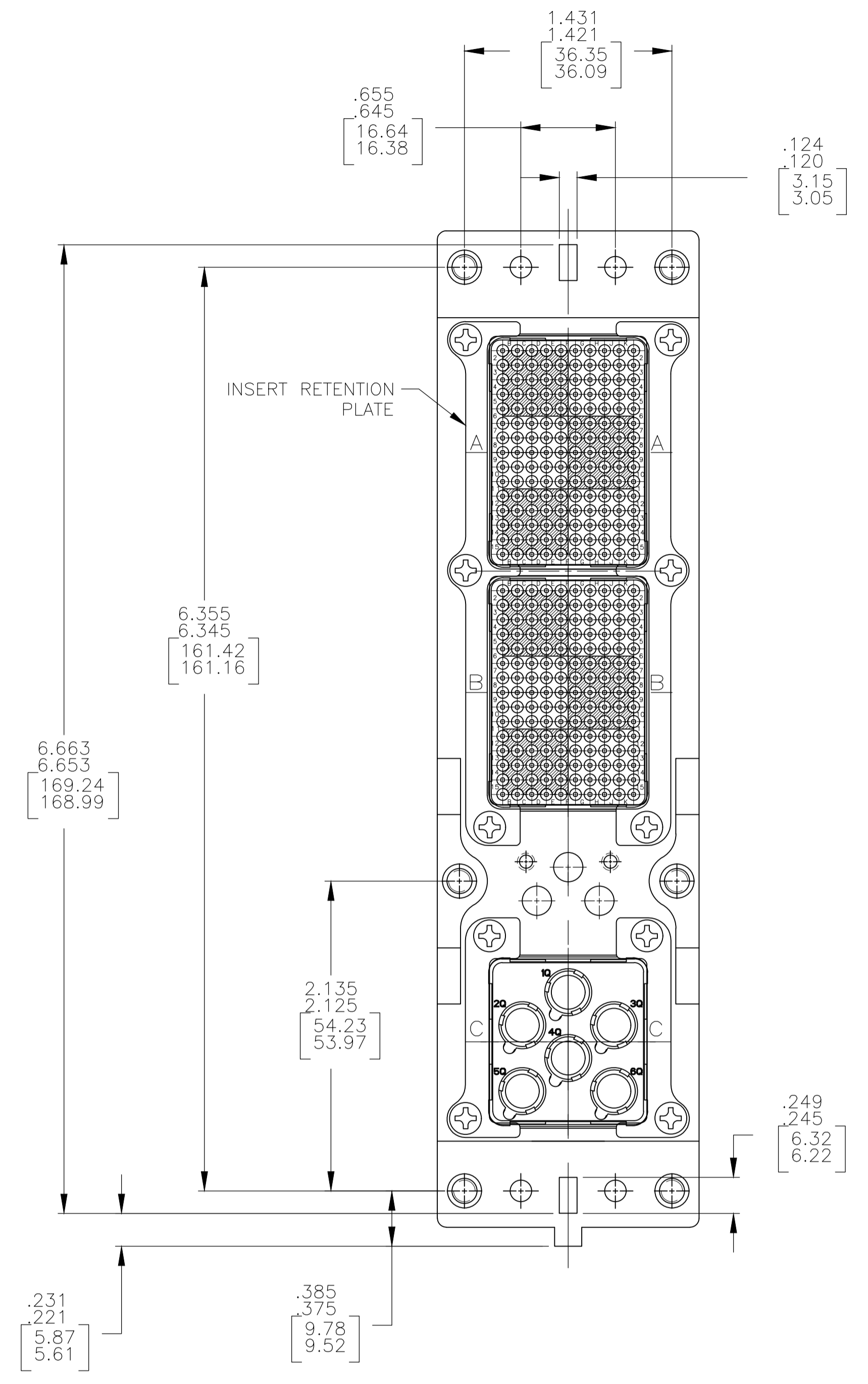
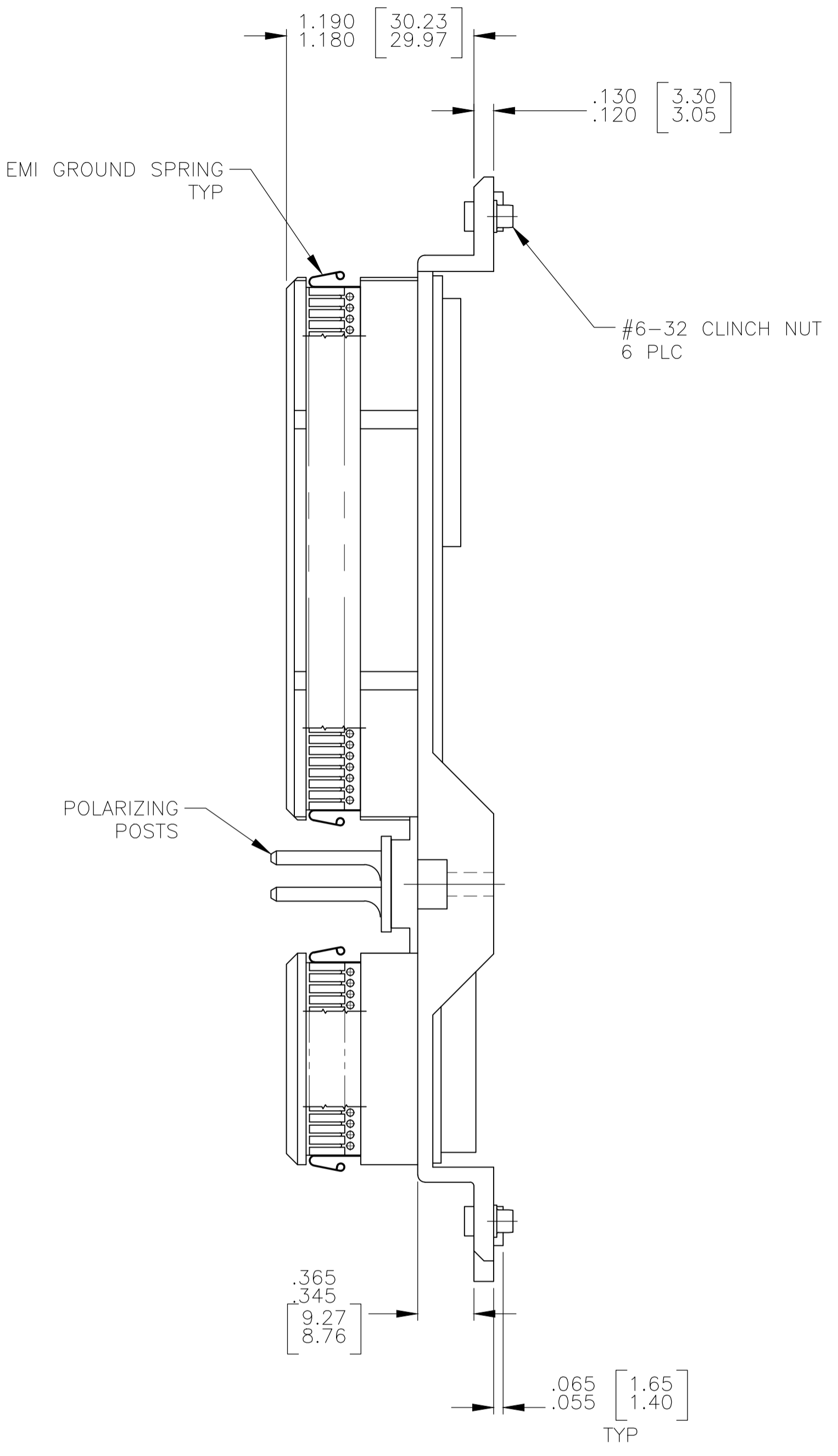
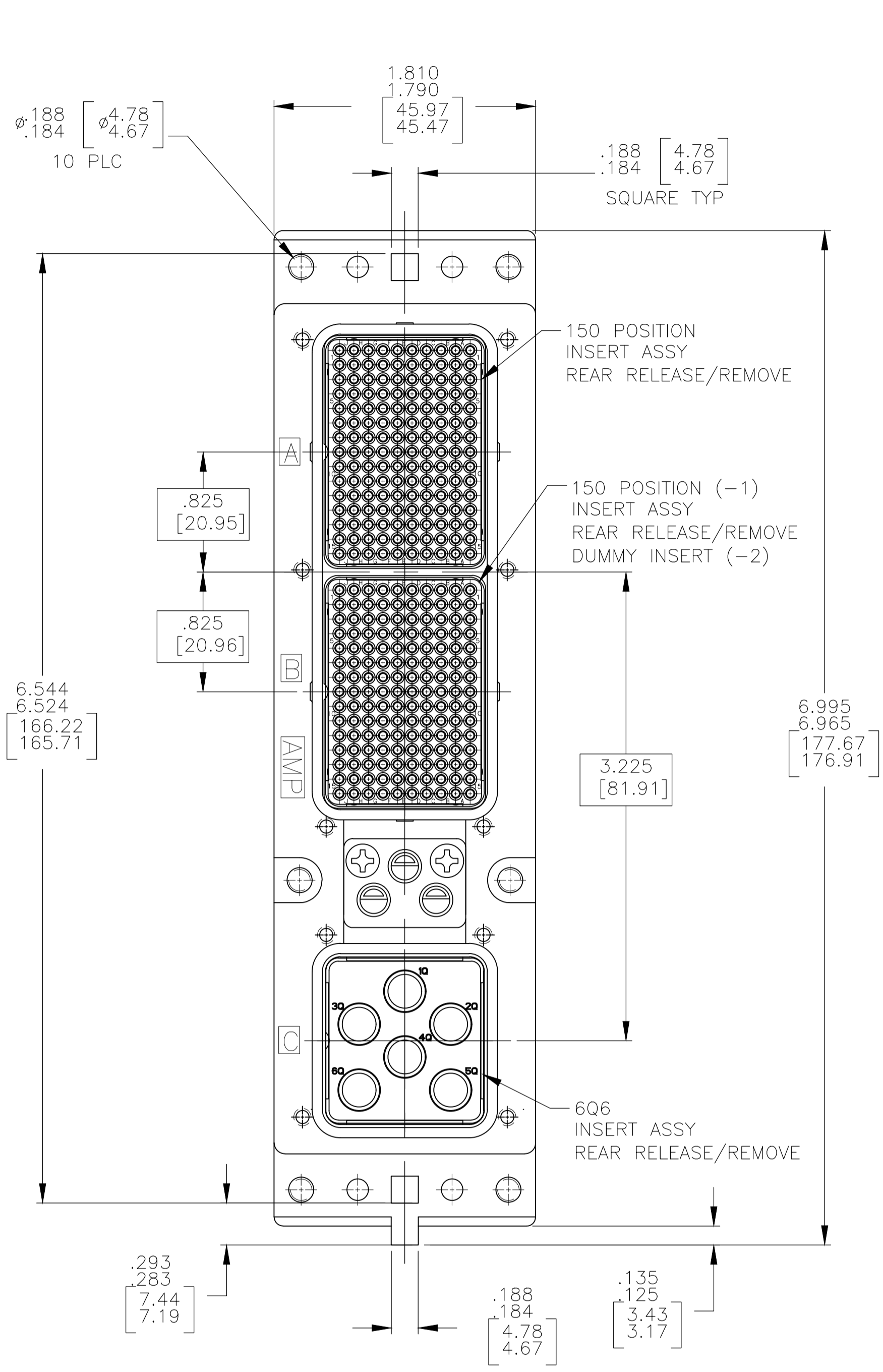


REVISIONS					
P	LTR	DESCRIPTION	DATE	DMN	APVD
E		REVISED PER ECO-17-015513	19DEC2017	PHM	CT



2221952-2 AS SHOWN

- CONNECTOR DIMENSIONS ARE PER ARINC 600 SPECIFICATION.
- CONNECTOR IS SUPPLIED WITH CONTACTS (PER TABLE) NOT ASSEMBLED.
- KEYING SHOWN IN POSITION "01" FOR ILLUSTRATION ONLY. CONNECTORS SHIPPED WITH KEYING INSTALLED IN POSITION PER TABLE. FOR POSITION "00" KEYING HARDWARE SHIPPED UNASSEMBLED.

COMPONENT	MATERIAL	FINISH
SHELL	DIE CAST ALUMINUM PER ASTM-B-85	ELECTROLESS NICKEL PER MIL-C-26074
INSERT RETENTION PLATES	ALUMINUM ALLOY PER ASTM-B-209	ELECTROLESS NICKEL PER MIL-C-26074
SCREWS	STAINLESS STEEL	PASSIVATED
POLARIZING POST	ZINC ALLOY PER ASTM-B-86	-
150 POSITION INSERTS	THERMOSET OR THERMOPLASTIC PPS PER MIL-M-24519	-
6Q6 INSERT	ALUMINUM ALLOY PER ASTM-B-209	ELECTROLESS NICKEL PER MIL-C-26074
DUMMY INSERT	ALUMINUM ALLOY PER ASTM-B-209	ELECTROLESS NICKEL PER MIL-C-26074
POLARIZING POST RETAINING PLATE	ALUMINUM ALLOY PER ASTM-B-209	BLUE ANODIZED PER MIL-A-8625
EMI GROUND SPRING	BERYLLIUM COPPER 172 (ALLOY 29)	ELECTRODEPOSITED NICKEL PER QQ-N-290

(150/150/6Q6)	"01"	MODULE A 208262-3; SZ 22 PIN CONTACT (QTY=150) MODULE B 208262-3; SZ 22 PIN CONTACT (QTY=150) MODULE C NONE	2221952-2
(150/BLANK/6Q6)	"01"	MODULE A 208262-3; SZ 22 PIN CONTACT (QTY=150) MODULE B NONE MODULE C NONE	2221952-1
INSERT ARRANGMENT	KEYING POSITION	CONTACTS INCLUDED AND NOT INSTALLED	PART NUMBER

THIS DRAWING IS A CONTROLLED DOCUMENT. DIMENSIONS: INCHES. TOLERANCES UNLESS OTHERWISE SPECIFIED: 0 PLC ± .005, 1 PLC ± .005, 2 PLC ± .005, 3 PLC ± .005, 4 PLC ± .005, ANGLES ± .005. MATERIAL: SEE TABLE. FINISH: SEE TABLE. WEIGHT: -. CUSTOMER DRAWING. SCALE: 3:2. SHEET: 1 OF 1. REV: E.

APPROVED: W. BERNHART. DATE: 1-31-14. NAME: W. BERNHART. PRODUCT SPEC: PLUG ASSY, SIZE 2, ARINC 600 ARR (SEE TABLE). APPLICATION SPEC: -. SIZE: A1. CASE CODE: 00779. DRAWING NO: 2221952. RESTRICTED TO: -. CUSTOMER DRAWING. SCALE: 3:2. SHEET: 1 OF 1. REV: E.

STE TE Connectivity