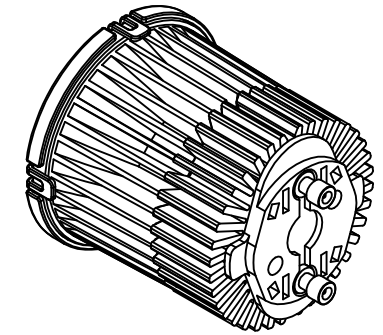
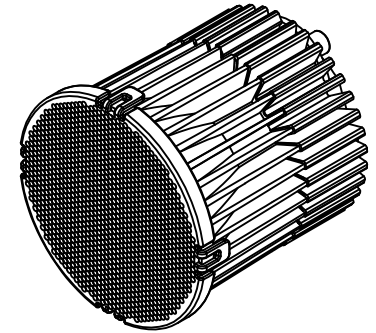

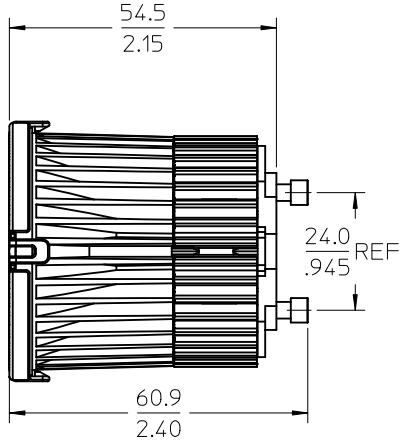
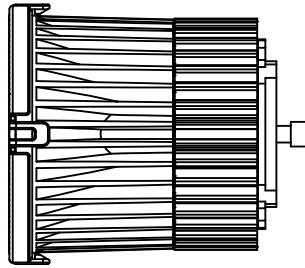
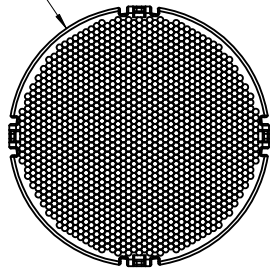


∅ 53.1
2.09

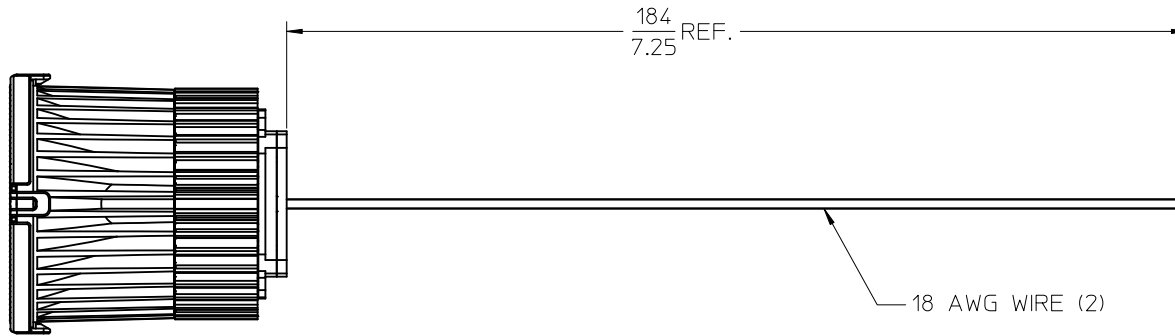


NOTES:

- 1) ALL DIMENSIONS IN MM/INCH.
- 2) MODULE MUST ONLY BE INSTALLED IN FIXTURES THAT ALLOW FREE AIRFLOW. SEALED OR OTHERWISE ENCLOSED FIXTURES COULD PREVENT PROPER FUNCTION.
- 3) PRODUCT TO MEET RoHS REQUIREMENTS.
- 4) SEE CHART FOR VOLTAGE AND CURRENT.
- 5) MODULES ARE PACKED PER PACKAGING SPEC. PK-76900-800.

INITIAL RELEASE EC NO: UCP2010-1627 DRW: DMCGOWAN 2010/01/11 CHKD: 2010/01/14 APPR: VZADEREJ 2010/01/14	DESCRIPTION REV	QUALITY SYMBOLS	GENERAL TOLERANCES (UNLESS SPECIFIED)	DIMENSION STYLE	SCALE	DESIGN UNITS	THIRD ANGLE PROJECTION
		$\nabla = 0$ $\nabla = 0$ $\nabla = 0$	mm INCH 4 PLACES ± --- ± --- 3 PLACES ± --- ± .008 2 PLACES ± 0.20 ± .012 1 PLACE ± 0.30 ± ---	MM/IN	1:1	METRIC	
		DRAFT WHERE APPLICABLE MUST REMAIN WITHIN DIMENSIONS	ANGULAR ±1/2°	DRAWN BY DATE DMCGOWAN 2009/05/22 CHECKED BY DATE DMCGOWAN 2009/05/22 APPROVED BY DATE	TITLE	MOLEX RM2 REFLECTOR MODULE SALES DRAWING	
		SIZE B	SEE CHART	MATERIAL NO.	DOCUMENT NO.	MOLEX INCORPORATED SD-76900-001	
			THIS DRAWING CONTAINS INFORMATION THAT IS PROPRIETARY TO MOLEX INCORPORATED AND SHOULD NOT BE USED WITHOUT WRITTEN PERMISSION			SHEET NO. 1 OF 4	

10 9 8 7 6 5 4 3 2 1



SEE SHEET 1 EC NO: UCP2010-1627 DRW: DMCGOWAN 2010/01/11 CHKD: 2010/01/14 APPR: VZADEREJ 2010/01/14	DESCRIPTION REV	QUALITY SYMBOLS	GENERAL TOLERANCES (UNLESS SPECIFIED)		DIMENSION STYLE MM/IN		SCALE 1:1	DESIGN UNITS METRIC	THIRD ANGLE PROJECTION		
		▽/0	4 PLACES	mm	INCH	DRAWN BY	DATE	TITLE MOLEX RM2 REFLECTOR MODULE SALES DRAWING	MOLEX INCORPORATED	DOCUMENT NO. SD-76900-001	SHEET NO. 2 OF 4
		▽/0	3 PLACES	± ---	± ---	CHECKED BY	DATE				
		▽/0	2 PLACES	± 0.20	± .012	DMCGOWAN	2009/05/22				
			1 PLACE	± 0.30	± ---	APPROVED BY	DATE	THIS DRAWING CONTAINS INFORMATION THAT IS PROPRIETARY TO MOLEX INCORPORATED AND SHOULD NOT BE USED WITHOUT WRITTEN PERMISSION			
DRAFT WHERE APPLICABLE MUST REMAIN WITHIN DIMENSIONS			ANGULAR ±1/2°		MATERIAL NO. SEE CHART						

9 8 7 6 5 4 3 2 1

	10	9	8	7	6	5	4	3	2	1
	ASSEMBLY P/N	GU24 OR WIRED	BEAM ANGLE	VOLTAGE	COLOR TEMP	STATUS	PACKAGING			
	76900-5111	GU24	15°	120 VAC, 60 HZ, 40mA	3000 K	TOOLED	TRAY, SPQ=60			
F	76900-5112	GU24	15°	120 VAC, 60 HZ, 40mA	5000 K	TOOLED	TRAY, SPQ=60			
	76900-5121	GU24	15°	240 VAC, 50 HZ, 20mA	3000 K	TOOLED	TRAY, SPQ=60			
	76900-5122	GU24	15°	240 VAC, 50 HZ, 20mA	5000 K	TOOLED	TRAY, SPQ=60			
	76900-5131	GU24	15°	277 VAC, 60 HZ, 20mA	3000 K	NOT TOOLED	TRAY, SPQ=45			
	76900-5132	GU24	15°	277 VAC, 60 HZ, 20mA	5000 K	NOT TOOLED	TRAY, SPQ=45			
E	76900-5211	GU24	25°	120 VAC, 60 HZ, 40mA	3000 K	TOOLED	TRAY, SPQ=60			
	76900-5212	GU24	25°	120 VAC, 60 HZ, 40mA	5000 K	TOOLED	TRAY, SPQ=60			
	76900-5221	GU24	25°	240 VAC, 50 HZ, 20mA	3000 K	TOOLED	TRAY, SPQ=60			
	76900-5222	GU24	25°	240 VAC, 50 HZ, 20mA	5000 K	TOOLED	TRAY, SPQ=60			
	76900-5231	GU24	25°	277 VAC, 60 HZ, 20mA	3000 K	NOT TOOLED	TRAY, SPQ=45			
	76900-5232	GU24	25°	277 VAC, 60 HZ, 20mA	5000 K	NOT TOOLED	TRAY, SPQ=45			
D	76900-6111	WIRED	15°	120 VAC, 60 HZ, 40mA	3000 K	TOOLED	TRAY, SPQ=60			
	76900-6112	WIRED	15°	120 VAC, 60 HZ, 40mA	5000 K	TOOLED	TRAY, SPQ=60			
	76900-6121	WIRED	15°	240 VAC, 50 HZ, 20mA	3000 K	TOOLED	TRAY, SPQ=60			
	76900-6122	WIRED	15°	240 VAC, 50 HZ, 20mA	5000 K	TOOLED	TRAY, SPQ=60			
	76900-6131	WIRED	15°	277 VAC, 60 HZ, 20mA	3000 K	NOT TOOLED	TRAY, SPQ=45			
	76900-6132	WIRED	15°	277 VAC, 60 HZ, 20mA	5000 K	NOT TOOLED	TRAY, SPQ=45			
C	76900-6211	WIRED	25°	120 VAC, 60 HZ, 40mA	3000 K	TOOLED	TRAY, SPQ=60			
	76900-6212	WIRED	25°	120 VAC, 60 HZ, 40mA	5000 K	TOOLED	TRAY, SPQ=60			
	76900-6221	WIRED	25°	240 VAC, 50 HZ, 20mA	3000 K	TOOLED	TRAY, SPQ=60			
	76900-6222	WIRED	25°	240 VAC, 50 HZ, 20mA	5000 K	TOOLED	TRAY, SPQ=60			
	76900-6231	WIRED	25°	277 VAC, 60 HZ, 20mA	3000 K	NOT TOOLED	TRAY, SPQ=45			
	76900-6232	WIRED	25°	277 VAC, 60 HZ, 20mA	5000 K	NOT TOOLED	TRAY, SPQ=45			

P/N 76900-ABCD

- └─ D = 1 (WARM WHITE), 2 (COOL WHITE)
- └─ C = 1 (120V), 2 (240V), 3 (277V)
- └─ B = 1 (15°), 2 (25°)
- └─ A = 5(GU24), 6(WIRED)

SEE SHEET 1 EC NO: UCP2010-1627 DRAWN BY: DMCGOWAN 2010/01/11 CHKD: 2010/01/14 APPR: VZADEREJ 2010/01/14	QUALITY SYMBOLS	GENERAL TOLERANCES (UNLESS SPECIFIED)	DIMENSION STYLE	SCALE	DESIGN UNITS	THIRD ANGLE PROJECTION	
	▽/0	mm INCH	MM/IN	1:1	METRIC		
	▽/0	4 PLACES ± --- ± ---	DRAWN BY DATE	MOLEX RM2 REFLECTOR MODULE SALES DRAWING MOLEX INCORPORATED			
	▽/0	3 PLACES ± --- ± .008	CHECKED BY DATE				
	2 PLACES ± 0.20 ± .012	DRAWN BY DATE	MATERIAL NO. SEE CHART DOCUMENT NO. SD-76900-001 SHEET NO. 3 OF 4				
	1 PLACE ± 0.30 ± ---	APPROVED BY DATE	THIS DRAWING CONTAINS INFORMATION THAT IS PROPRIETARY TO MOLEX INCORPORATED AND SHOULD NOT BE USED WITHOUT WRITTEN PERMISSION				
		ANGULAR ±1/2°	DRAFT WHERE APPLICABLE MUST REMAIN WITHIN DIMENSIONS				

	10	9	8	7	6	5	4	3	2	1
	ASSEMBLY P/N	GU24 OR WIRED	BEAM ANGLE	VOLTAGE	COLOR TEMP	STATUS	PACKAGING			
	76900-7111	GU24	15°	120 VAC, 60 HZ, 40mA	3000 K	TOOLED	SOLO BOX, SPQ=32			
F	76900-7112	GU24	15°	120 VAC, 60 HZ, 40mA	5000 K	TOOLED	SOLO BOX, SPQ=32			
	76900-7121	GU24	15°	240 VAC, 50 HZ, 20mA	3000 K	TOOLED	SOLO BOX, SPQ=32			
	76900-7122	GU24	15°	240 VAC, 50 HZ, 20mA	5000 K	TOOLED	SOLO BOX, SPQ=32			
	76900-7131	GU24	15°	277 VAC, 60 HZ, 20mA	3000 K	NOT TOOLED	SOLO BOX, SPQ=32			
	76900-7132	GU24	15°	277 VAC, 60 HZ, 20mA	5000 K	NOT TOOLED	SOLO BOX, SPQ=32			
E	76900-7211	GU24	25°	120 VAC, 60 HZ, 40mA	3000 K	TOOLED	SOLO BOX, SPQ=32			
	76900-7212	GU24	25°	120 VAC, 60 HZ, 40mA	5000 K	TOOLED	SOLO BOX, SPQ=32			
	76900-7221	GU24	25°	240 VAC, 50 HZ, 20mA	3000 K	TOOLED	SOLO BOX, SPQ=32			
	76900-7222	GU24	25°	240 VAC, 50 HZ, 20mA	5000 K	TOOLED	SOLO BOX, SPQ=32			
	76900-7231	GU24	25°	277 VAC, 60 HZ, 20mA	3000 K	NOT TOOLED	SOLO BOX, SPQ=32			
	76900-7232	GU24	25°	277 VAC, 60 HZ, 20mA	5000 K	NOT TOOLED	SOLO BOX, SPQ=32			
D	76900-8111	WIRED	15°	120 VAC, 60 HZ, 40mA	3000 K	TOOLED	SOLO BOX, SPQ=32			
	76900-8112	WIRED	15°	120 VAC, 60 HZ, 40mA	5000 K	TOOLED	SOLO BOX, SPQ=32			
	76900-8121	WIRED	15°	240 VAC, 50 HZ, 20mA	3000 K	TOOLED	SOLO BOX, SPQ=32			
	76900-8122	WIRED	15°	240 VAC, 50 HZ, 20mA	5000 K	TOOLED	SOLO BOX, SPQ=32			
	76900-8131	WIRED	15°	277 VAC, 60 HZ, 20mA	3000 K	NOT TOOLED	SOLO BOX, SPQ=32			
	76900-8132	WIRED	15°	277 VAC, 60 HZ, 20mA	5000 K	NOT TOOLED	SOLO BOX, SPQ=32			
C	76900-8211	WIRED	25°	120 VAC, 60 HZ, 40mA	3000 K	TOOLED	SOLO BOX, SPQ=32			
	76900-8212	WIRED	25°	120 VAC, 60 HZ, 40mA	5000 K	TOOLED	SOLO BOX, SPQ=32			
	76900-8221	WIRED	25°	240 VAC, 50 HZ, 20mA	3000 K	TOOLED	SOLO BOX, SPQ=32			
	76900-8222	WIRED	25°	240 VAC, 50 HZ, 20mA	5000 K	TOOLED	SOLO BOX, SPQ=32			
	76900-8231	WIRED	25°	277 VAC 60 HZ, 20mA	3000 K	NOT TOOLED	SOLO BOX, SPQ=32			
	76900-8232	WIRED	25°	277 VAC, 60 HZ, 20mA	5000 K	NOT TOOLED	SOLO BOX, SPQ=32			

P/N 76900-ABCD

- D = 1 (WARM WHITE), 2 (COOL WHITE)
- C = 1 (120V), 2 (240V), 3 (277V)
- B = 1 (15°), 2 (25°)
- A = 7 (GU24), 8 (WIRED)

SEE SHEET 1 EC NO: UCP2010-1627 DRAWN BY: DMCGOWAN 2010/01/11 CHKD: 2010/01/14 APPR: VZADEREJ 2010/01/14	DESCRIPTION REV	QUALITY SYMBOLS	GENERAL TOLERANCES (UNLESS SPECIFIED)	DIMENSION STYLE	SCALE	DESIGN UNITS	THIRD ANGLE PROJECTION
		▽F=0	mm INCH	MM/IN	1:1	METRIC	MOLEX INCORPORATED MOLEX RM2 REFLECTOR MODULE SALES DRAWING DOCUMENT NO. SD-76900-001 SHEET NO. 4 OF 4
		▽E=0	4 PLACES ± --- ± ---	DRAWN BY DATE	MATERIAL NO. SEE CHART DRAFT WHERE APPLICABLE MUST REMAIN WITHIN DIMENSIONS		
		▽E=0	3 PLACES ± --- ± .008	CHECKED BY DATE			
	2 PLACES ± 0.20 ± .012	APPROVED BY DATE					
		1 PLACE ± 0.30 ± ---	ANGULAR ±1/2°				