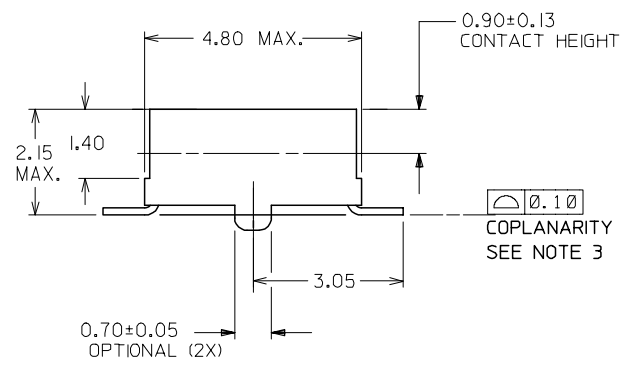


- NOTES:
- 12 CIRCUIT SIZE SHOWN FOR ILLUSTRATION ONLY. SEE CHART FOR AVAILABLE PART SIZES.
  - PLATING FINISH:
    - 1 - 0.76um/30uin MIN. GOLD IN CONTACT AREA  
1.90um/75uin MIN. TIN/LEAD IN SOLDER TAIL AREA  
BOTH OVER 1.30um/50uin MIN. NICKEL OVERALL
    - 2 - 0.38um/15uin MIN. GOLD IN CONTACT AREA  
1.90um/75uin MIN. TIN/LEAD IN SOLDER TAIL AREA  
BOTH OVER 1.30um/50uin MIN. NICKEL OVERALL
    - 3 - 0.76um/30uin MIN. GOLD IN CONTACT AREA  
1.90um/75uin MIN. TIN IN SOLDER TAIL AREA  
BOTH OVER 1.30um/50uin MIN. NICKEL OVERALL
    - 4 - 0.38um/15uin MIN. GOLD IN CONTACT AREA  
1.90um/75uin MIN. TIN IN SOLDER TAIL AREA  
BOTH OVER 1.30um/50uin MIN. NICKEL OVERALL
  - COPLANARITY OF SOLDER TAIL IS TO BE MEASURED BY RESTING THE PART ON A FLAT GAUGE SURFACE.
  - PRODUCT SPECIFICATION PS-87340 APPLIES.
  - THIS AREA OF PART TO BE HEAT STAKED TO RETAIN CONTACTS.
  - PART IS MATEABLE TO ALL MILLI-GRID HEADERS WITH MINIMUM PIN LENGTHS OF 1.90mm FOR TOP ENTRY.

PART NO. IN TUBE	CKT. SIZE	DIM. B	DIM. A
87340-04**	4	2.00	4.00
87340-06**	6	4.00	6.00
87340-08**	8	6.00	8.00
87340-10**	10	8.00	10.00
87340-12**	12	10.00	12.00
87340-14**	14	12.00	14.00
87340-16**	16	14.00	16.00
87340-18**	18	16.00	18.00
87340-20**	20	18.00	20.00



PART NO. LEGEND

- 87340 - \* \* \* \*
- CIRCUIT SIZE
- PLATING
- 1 - WITHOUT LOCATING PEGS (HOUSING - BLACK)
  - 2 - WITH LOCATING PEGS (HOUSING - BLACK)
  - 3 (SEE NOTE 2)
  - 4 - WITHOUT LOCATING PEGS (HOUSING - NATURAL)
  - 5 - WITH LOCATING PEGS (HOUSING - NATURAL)

PDR No.: S-001004-00-00  
 EC NO: S2006-0170  
 DRWN: LUI/AO 2005/08/30  
 CHKD: BOKOK 2005/08/30  
 APPR: PTL/IM 2005/09/08

QUALITY SYMBOLS	DESCRIPTION
▽=0	
▽C=0	

GENERAL TOLERANCES (UNLESS SPECIFIED)	
mm	INCH
4 PLACES ±---	±---
3 PLACES ±---	±---
2 PLACES ±0.20	±---
1 PLACE ±---	±---
ANGULAR ± 3°	

DIMENSION STYLE	
MM ONLY	
DRAWN BY	DATE
JKACHL I	1991/07/02
CHECKED BY	DATE
JNG	1991/07/09
APPROVED BY	DATE
YTYAP	1991/07/09
MATERIAL NO.	DOCUMENT NO.
SEE TABLE	SD-87340-**01

SCALE NTS

DESIGN UNITS METRIC

THIRD ANGLE PROJECTION

SALES DRAWING  
 MGRID, VLPR II, DUAL ROW  
 2MM, T/ENTRY RECEPT, SMT

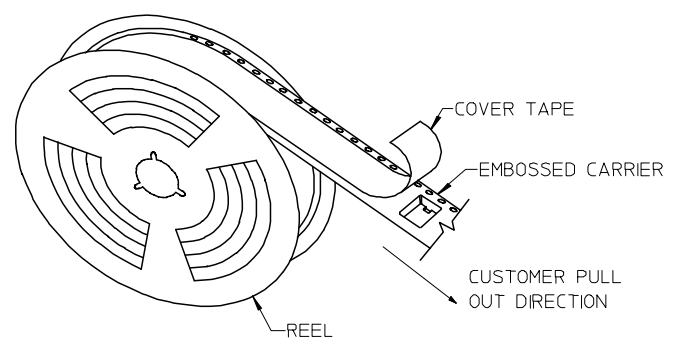
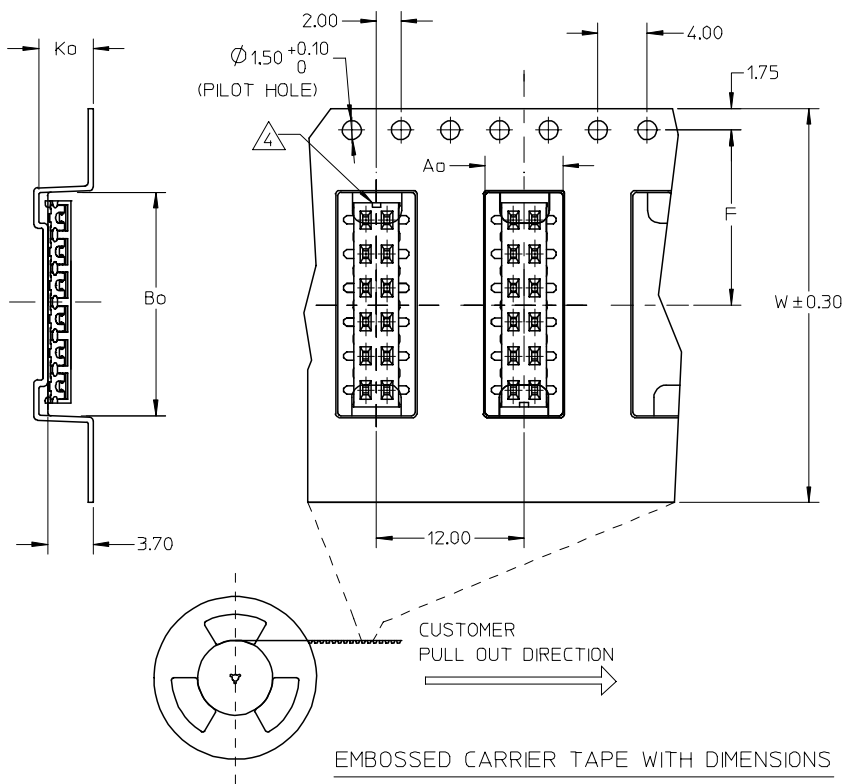
**MOLEX INCORPORATED**

SHEET NO. 1 OF 2

DRAFT WHERE APPLICABLE MUST REMAIN WITHIN DIMENSIONS

THIS DRAWING CONTAINS INFORMATION THAT IS PROPRIETARY TO MOLEX INCORPORATED AND SHOULD NOT BE USED WITHOUT WRITTEN PERMISSION

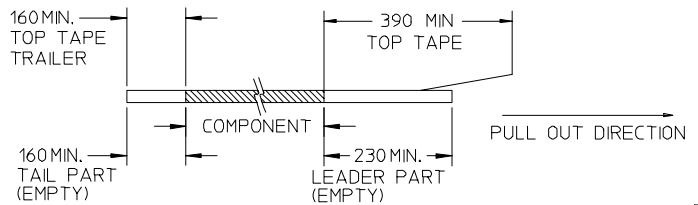
5	4	3	2	1				
PART NO. IN TUBE	PART NO. TAPE/REEL	CKT SIZE	PLATING OPTION	Ao	Bo	F	W	Ko
87340-1014	87340-1019	10	TIN	6.70	10.40	11.50	24.00	5.30
87340-1613	87340-1618	16	TIN	6.60	16.30	11.50	24.00	4.40



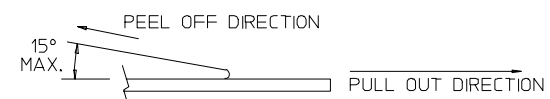
TAPE AND REEL ASSEMBLY SHOWN IS FOR ILLUSTRATION ONLY.

NOTES:

1. LEADER AND TRAILER TAPE



2. PEELING OFF FORCE OF THE TOP TAPE: 20-80gf.  
(PEELING DIRECTION AS SHOWN IN FOLLOWING FIGURE)



3. PACKAGING STANDARD IS AS PER EIA-481.

4. NO FIX ORIENTATION OF ASSEMBLY PART IN T&R.

5. TAPE & REEL QUANTITY : 1000 PCS / REEL

PDR No. : S-001004-00-00  
 EC NO: S2006-0170  
 DRWN: LO/IAO 2005/08/30  
 CHKD: BOKOK 2005/08/30  
 APPR: PTL/IM 2005/09/08

REV	DESCRIPTION
J2	

QUALITY SYMBOLS	GENERAL TOLERANCES (UNLESS SPECIFIED)	
	mm	INCH
▽=0	4 PLACES ± ---	± ---
▽=0	3 PLACES ± ---	± ---
	2 PLACES ± 0.20	± ---
	1 PLACE ± ---	± ---
	ANGULAR ± 3 °	
	DRAFT WHERE APPLICABLE MUST REMAIN WITHIN DIMENSIONS	

DIMENSION STYLE		SCALE	DESIGN UNITS	THIRD ANGLE PROJECTION
MM ONLY		NTS	METRIC	
DRAWN BY	DATE	TITLE		
JKACHL I	1991/07/02	SALES DRAWING MGRID, VLPR II, DUAL ROW 2MM, T/ENTRY RECEPT, SMT		
CHECKED BY	DATE			
JNG	1991/07/09	MOLEX INCORPORATED		
APPROVED BY	DATE			
YTYAP	1991/07/09	DOCUMENT NO.		
MATERIAL NO.		SD-87340-**01		SHEET NO.
SEE TABLE				2 OF 2

THIS DRAWING CONTAINS INFORMATION THAT IS PROPRIETARY TO MOLEX INCORPORATED AND SHOULD NOT BE USED WITHOUT WRITTEN PERMISSION