THIS DRAWING IS UNPUBLISHED. RELEASED FOR PUBLICATION
© COPYRIGHT BY TYCO ELECTRONICS CORPORATION. ALL RIGHTS RESERVED.

LOC	DIST
FT	0

REVISIONS

P	LTR	DESCRIPTION	DATE	DWN	APVD
	W	REVISED PER 063B-0697-03	9/19/03	SS	GS

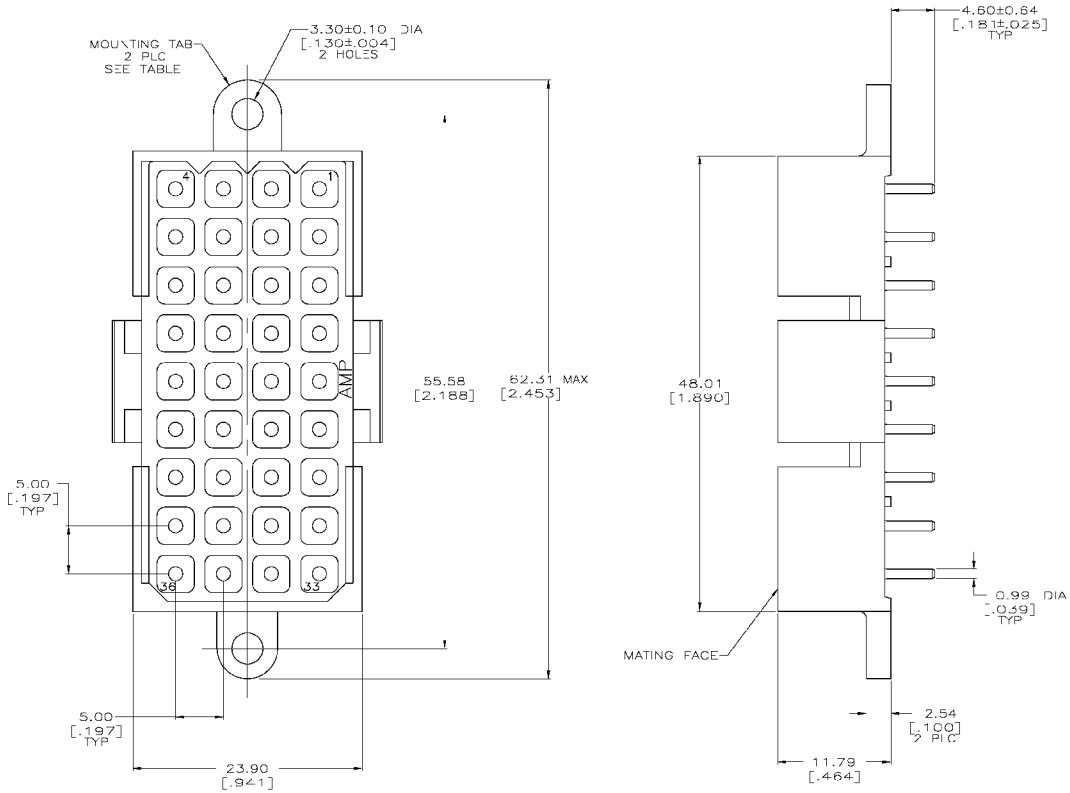

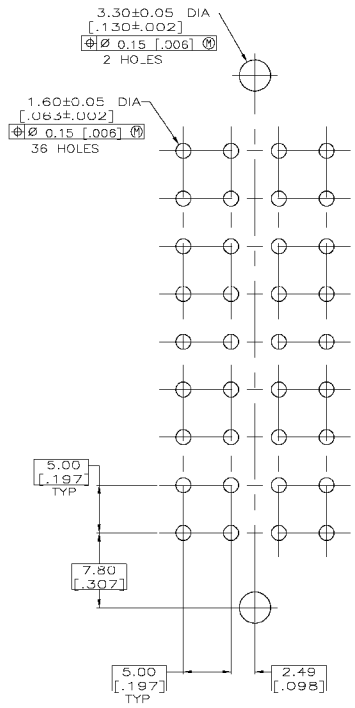

RECOMMENDED PC BOARD LAYOUT

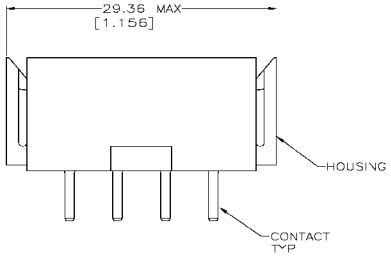

1. NYLON, UL 94V-0 RATED, RED.
2. BRASS PER ASTM B36.
3. 3.81μm [.000150] MIN TIN OVER 2.54μm [.000100] MIN COPPER.
4. 0.76μm [.000030] MIN GOLD FOR A LENGTH OF 5.08 [.200] FROM MATING END, 3.81μm [.000150] MIN TIN FOR A LENGTH OF 4.83 [.190] MIN FROM OPPOSITE END, BOTH OVER 1.27μm [.000050] MIN NICKEL.
5. .000150 MIN TIN OVER .000100 MIN CU, OR .000050 MIN NICKEL.

	5	YES	207121-8
	4	NO	207121-4
	4	YES	207121-3
OBSOLETE	4	NO	207121-2
	3	YES	207121-1
	CONTACT FINISH	MOUNTING TABS	PART NO

THIS DRAWING IS A CONTROLLED DOCUMENT.

DIMENSIONS: INCHES — TOLERANCES UNLESS OTHERWISE SPECIFIED: 0 PLC = ±; 1 PLC = ±; 2 PLC = ±; 3 PLC = ±; 4 PLC = ±; ANGLES = ±

MATERIAL: HOUSING: 1 — FINISH: CONTACT: SEE TABLE

DWN J. SIPF 03/12/92; CHK R. STONE 3-17-92; APVD A. HAVIS 3-17-92

PRODUCT SPEC: 108-10033

APPLICATION SPEC: —

WEIGHT: —

Tyco Electronics — Tyco Electronics Corporation, Harrisburg, Pa

NAME: P N HEADER ASSEMBLY, 36 POSITION, METRIMATE

SIZE: A1 — CAGE CODE: 00779 — DRAWING NO: C-207121 — REPLACES/REPD TO: —

CUSTOMER DRAWING — SCALE 4:1 — SHEET 1 OF 1 — REV W

AMP 4806 REV 31MAR2003

H:\dmmod\