

PCB terminal block - SPT 5/ 4-V-7,5-ZB - 1719338

Please be informed that the data shown in this PDF Document is generated from our Online Catalog. Please find the complete data in the user's documentation. Our General Terms of Use for Downloads are valid (<http://download.phoenixcontact.com>)



PCB terminal block, Nominal current: 41 A, Nom. voltage: 1000 V, Pitch: 7.5 mm, Number of positions: 4, Connection method: Spring-cage conn., Mounting: Soldering, Conductor/PCB connection direction: 90 °, Color: green


The figure shows a 5-pos. version of the product

Product Features

- ✓ Fast connection technology thanks to tool-free direct plug-in principle
- ✓ Conductor connection direction: vertical (90° -V) to the PCB
- ✓ Unlimited 600 V UL approval thanks to compact zigzag pinning
- ✓ Single-position terminal block bases with double pin
- ✓ SPT 5 Push-in spring-cage PCB terminal blocks for conductor cross sections up to 6 mm², stranded



Key commercial data

Packing unit	1 PCE
GTIN	 4 046356 141437
Custom tariff number	85369010
Country of origin	GERMANY

Technical data

Dimensions / positions

Pitch	7.5 mm
Dimension a	22.5 mm
Number of positions	4
Pin dimensions	1,7 x 0,8
Pin spacing	7.5 mm
Hole diameter	2.1 mm

PCB terminal block - SPT 5/ 4-V-7,5-ZB - 1719338

Technical data

Technical data

Range of articles	SPT 5/...-V
Insulating material group	I
Rated surge voltage (III/3)	8 kV
Rated surge voltage (III/2)	8 kV
Rated surge voltage (II/2)	6 kV
Rated voltage (III/3)	800 V
Rated voltage (III/2)	1000 V
Rated voltage (II/2)	1000 V
Connection in acc. with standard	EN-VDE
Nominal current I_N	41 A
Nominal cross section	6 mm ²
Maximum load current	41 A
Insulating material	PA
Inflammability class according to UL 94	V0
Stripping length	15 mm
Nominal voltage, UL/CUL Use Group B	600 V
Nominal current, UL/CUL Use Group B	35 A
Nominal voltage, UL/CUL Use Group C	600 V
Nominal current, UL/CUL Use Group C	35 A

Connection data

Conductor cross section solid min.	0.2 mm ²
Conductor cross section solid max.	10 mm ²
Conductor cross section stranded min.	0.2 mm ²
Conductor cross section stranded max.	6 mm ²
Conductor cross section stranded, with ferrule without plastic sleeve min.	0.25 mm ²
Conductor cross section stranded, with ferrule without plastic sleeve max.	6 mm ²
Conductor cross section stranded, with ferrule with plastic sleeve min.	0.25 mm ²
Conductor cross section stranded, with ferrule with plastic sleeve max.	4 mm ²
Conductor cross section AWG/kcmil min.	24
Conductor cross section AWG/kcmil max	8
2 conductors with same cross section, stranded, TWIN ferrules with plastic sleeve, min.	0.25 mm ²
2 conductors with same cross section, stranded, TWIN ferrules with plastic sleeve, max.	1.5 mm ²
Minimum AWG according to UL/CUL	24
Maximum AWG according to UL/CUL	8

PCB terminal block - SPT 5/ 4-V-7,5-ZB - 1719338

Classifications

ETIM

ETIM 3.0	EC001121
ETIM 4.0	EC002643
ETIM 5.0	EC002643

UNSPSC

UNSPSC 11	39121432
UNSPSC 12.01	39121432
UNSPSC 13.2	39121432
UNSPSC 6.01	30211801
UNSPSC 7.0901	39121432

eCl@ss

eCl@ss 4.0	27141109
eCl@ss 4.1	27141109
eCl@ss 5.0	27141190
eCl@ss 5.1	27141190
eCl@ss 6.0	27261101
eCl@ss 7.0	27440401

Approvals

Approvals

Approvals

UL Recognized / SEV / cUL Recognized / CCA / IECCE CB Scheme / GOST / UL Recognized / cUL Recognized / cULus Recognized


Ex Approvals

Approvals submitted


Approval details

PCB terminal block - SPT 5/ 4-V-7,5-ZB - 1719338


Approvals

UL Recognized 		
	B	C
mm ² /AWG/kcmil	24-8	24-8
Nominal current I _N	36 A	36 A
Nominal voltage U _N	600 V	600 V

SEV	
mm ² /AWG/kcmil	6
Nominal current I _N	41 A
Nominal voltage U _N	1000 V

cUL Recognized 		
	B	C
mm ² /AWG/kcmil	24-8	24-8
Nominal current I _N	36 A	36 A
Nominal voltage U _N	600 V	600 V

CCA	
mm ² /AWG/kcmil	6
Nominal current I _N	41 A
Nominal voltage U _N	1000 V

IECEE CB Scheme 	
mm ² /AWG/kcmil	6
Nominal current I _N	41 A
Nominal voltage U _N	1000 V

PCB terminal block - SPT 5/ 4-V-7,5-ZB - 1719338

Approvals

GOST

UL Recognized

	B	C
mm ² /AWG/kcmil	24-8	24-8
Nominal current I _N	36 A	36 A
Nominal voltage U _N	600 V	600 V

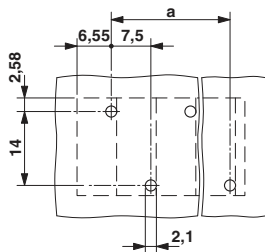
cUL Recognized

	B	C
mm ² /AWG/kcmil	24-8	24-8
Nominal current I _N	36 A	36 A
Nominal voltage U _N	600 V	600 V

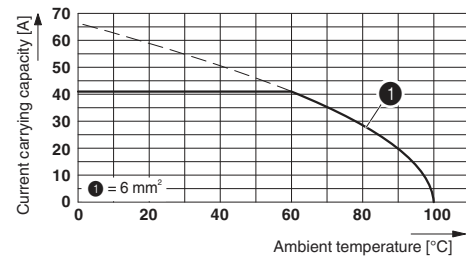
cULus Recognized

Drawings

Drilling diagram



Diagram



Type: SPT 5/...-V-7,5-ZB
 Test based on DIN EN 60512-5-2:2003-01
 Reduction factor = 1

PCB terminal block - SPT 5/ 4-V-7,5-ZB - 1719338

Dimensioned drawing

