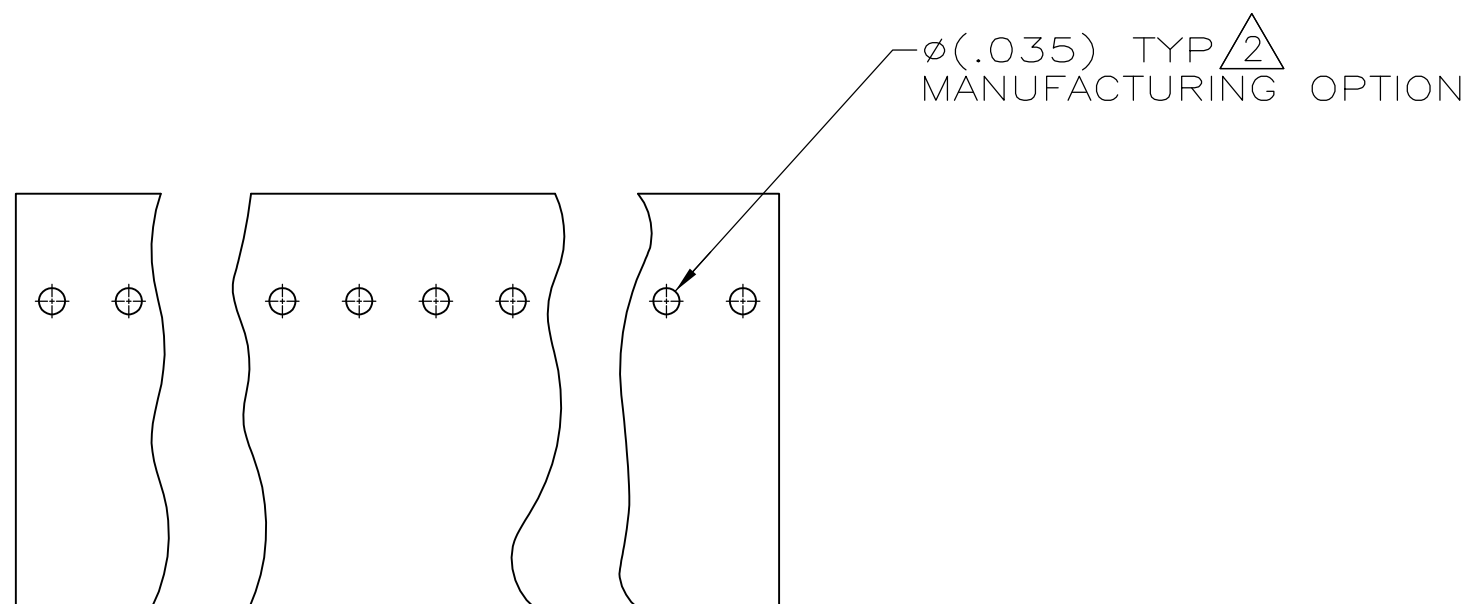
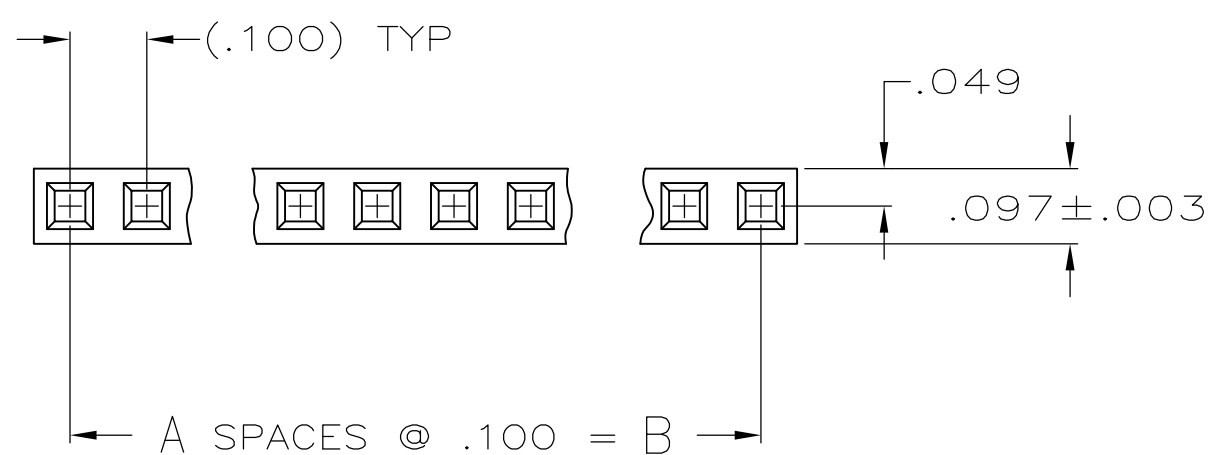
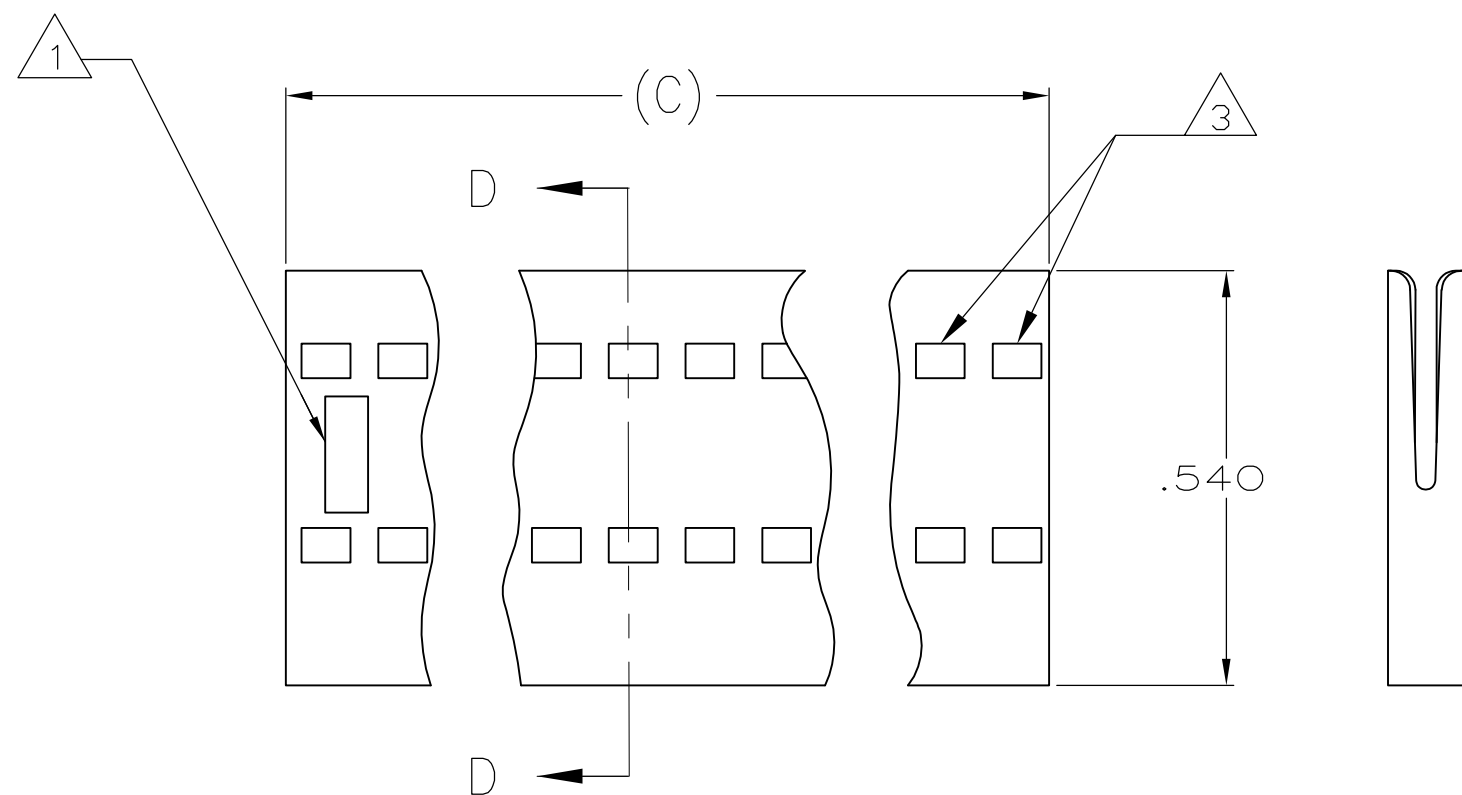
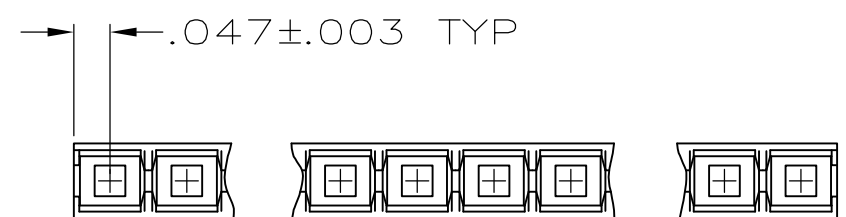
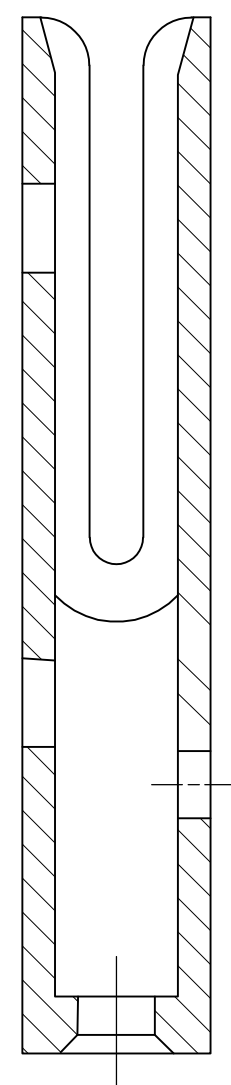


THIS DRAWING IS UNPUBLISHED. RELEASED FOR PUBLICATION
 © COPYRIGHT - By - ALL RIGHTS RESERVED.

LOC	DIST	REVISIONS			
P	LTR	DESCRIPTION	DATE	DWN	APVD
GP	00	C	REVISED PER ECO-11-017188	06DEC2011	CJV/CWR



- 1 TYCO TRADEMARK AND MOLD CAVITY IDENTIFICATION LOCATED AT EITHER END OF THE HOUSING IN APPROXIMATE LOCATION SHOWN.
- 2 THIS HOLE IS FOR MOLDING PURPOSES ONLY AND MAY BE FLASHED OVER.
- 3 WINDOWS MAY OR MAY NOT BE PRESENT ON THIS END OF HOUSING.



SECTION D-D

.894	.800	8	9	1761789-8
C REF	B	A	NO OF POS	PART NO

THIS DRAWING IS A CONTROLLED DOCUMENT.		DWN S. WAITMAN 18APR05	TE Connectivity	
DIMENSIONS: INCHES		CHK J. GERACE 18APR05	NAME HOUSING, RECEPTACLE, FFC	
TOLERANCES UNLESS OTHERWISE SPECIFIED:		APVD M. WALMSLEY 18APR05	PRODUCT SPEC 108-9024	
0 PLC ± -		APPLICATION SPEC 114-16015		SIZE A2
1 PLC ± -		WEIGHT -		CAGE CODE 00779
2 PLC ± -		DRAWING NO C=1761789		RESTRICTED TO -
3 PLC ± .005		SCALE 4:1		SHEET 1 of 1
4 PLC ± -		REV C		
ANGLES ± -				
FINISH -				
MATERIAL THERMOPLASTIC,		CUSTOMER DRAWING		