

1318386-1 ✓ ACTIVE

AMP | TH/.025 Connector System

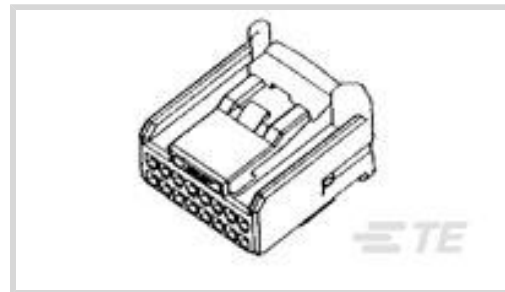
TE Internal #: 1318386-1

Housing for Female Terminals, Wire-to-Wire / Wire-to-Device / Wire-to-Board, 16 Position, .087 in [2.2 mm] Centerline, TH/.025 Connector System

[View on TE.com >](#)



Connectors > Automotive Connectors > Automotive Housings > TH/.025 CONNECTOR SYSTEM, HOUSING



Connector & Housing Type: **Housing for Female Terminals**

Mating Tab Width: **.64 mm [.025 in]**

Connector System: **Wire-to-Board, Wire-to-Device, Wire-to-Wire**

Number of Positions: **16**

Centerline (Pitch): **2.2 mm [.087 in]**

[All TH/.025 CONNECTOR SYSTEM, HOUSING \(217\)](#)

Features

Product Type Features

Connector Shape	Rectangular
Connector & Housing Type	Housing for Female Terminals
Connector System	Wire-to-Board, Wire-to-Device, Wire-to-Wire
Sealable	No
Hybrid Connector	No
Primary Locking Feature	On the Terminal

Configuration Features

Number of Positions	16
Number of Rows	2

Electrical Characteristics

Operating Voltage	12 VDC
Nominal Voltage Architecture	12 V

Body Features

Cable Exit Angle	180°
Primary Product Color	Natural

Contact Features



Contact Size	.63mm
Contact Type	Receptacle
Mating Tab Width	.64 mm[.025 in]

Mechanical Attachment

Terminal Position Assurance	Yes
Strain Relief	Without
Mating Alignment Type	Polarized
Mating Alignment	With
Connector Mounting Type	Cable Mount (Free-Hanging)

Housing Features

Housing Material	PBT
Centerline (Pitch)	2.2 mm[.087 in]

Dimensions

Connector Height	15.8 mm[.622 in]
Product Width	19.8 mm[.78 in]
Product Length	21 mm[.827 in]
Row-to-Row Spacing	5.9 mm[.232 in]

Usage Conditions

Operating Temperature (Max)	70 °C, 75 °C, 80 °C, 85 °C, 90 °C, 100 °C, 105 °C[158 °F][167 °F][176 °F][185 °F][194 °F][212 °F][221 °F]
Operating Temperature Range	-30 – 105 °C[-22 – 221 °F]

Operation/Application

Circuit Application	Signal
---------------------	--------

Industry Standards

UL Flammability Rating	UL 94HB
------------------------	---------

Packaging Features

Packaging Quantity	100
Packaging Method	Bag

Other

Serviceable	Yes
Connector Position Assurance Capable	No



Product Compliance

[For compliance documentation, visit the product page on TE.com>](#)

EU RoHS Directive 2011/65/EU	Compliant
EU ELV Directive 2000/53/EC	Compliant
China RoHS 2 Directive MIIT Order No 32, 2016	No Restricted Materials Above Threshold
EU REACH Regulation (EC) No. 1907/2006	Current ECHA Candidate List: JUNE 2023 (235) Candidate List Declared Against: JUNE 2023 (235) Does not contain REACH SVHC
Halogen Content	Low Halogen - Br, Cl, F, I < 900 ppm per homogenous material. Also BFR/CFR/PVC Free
Solder Process Capability	Not applicable for solder process capability

Product Compliance Disclaimer

This information is provided based on reasonable inquiry of our suppliers and represents our current actual knowledge based on the information they provided. This information is subject to change. The part numbers that TE has identified as EU RoHS compliant have a maximum concentration of 0.1% by weight in homogenous materials for lead, hexavalent chromium, mercury, PBB, PBDE, DBP, BBP, DEHP, DIBP, and 0.01% for cadmium, or qualify for an exemption to these limits as defined in the Annexes of Directive 2011/65/EU (RoHS2). Finished electrical and electronic equipment products will be CE marked as required by Directive 2011/65/EU. Components may not be CE marked. Additionally, the part numbers that TE has identified as EU ELV compliant have a maximum concentration of 0.1% by weight in homogenous materials for lead, hexavalent chromium, and mercury, and 0.01% for cadmium, or qualify for an exemption to these limits as defined in the Annexes of Directive 2000/53/EC (ELV). Regarding the REACH Regulation, the information TE provides on SVHC in articles for this part number is based on the latest European Chemicals Agency (ECHA) 'Guidance on requirements for substances in articles' posted at this URL: <https://echa.europa.eu/guidance-documents/guidance-on-reach>

Compatible Parts

 <p>TE Part # CAT-SIGH262 Signal Header</p>	 <p>TE Part # CAT-T319-CH8172 TH/.025 CONNECTOR SYSTEM, HOUSING</p>	 <p>TE Part # CAT-PFSMTH9264 Press-Fit & SMT Header</p>	 <p>TE Part # 1123343-1 025 REC CONTACT</p>
--	--	--	--



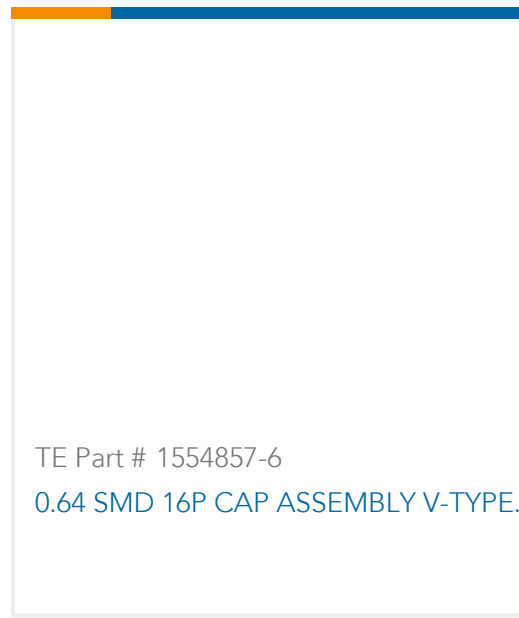
TE Part # 1-1318382-9
025 16POS CAP ASSY H RND



TE Part # 1565476-5
025 16POS CAP ASSY V TIN




TE Part # 1565476-7
025 16POS CAP ASSY V TIN

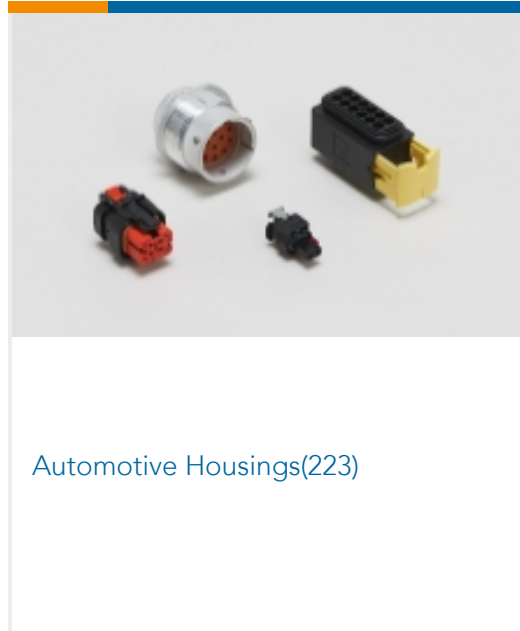


TE Part # 1554857-6
0.64 SMD 16P CAP ASSEMBLY V-TYPE.

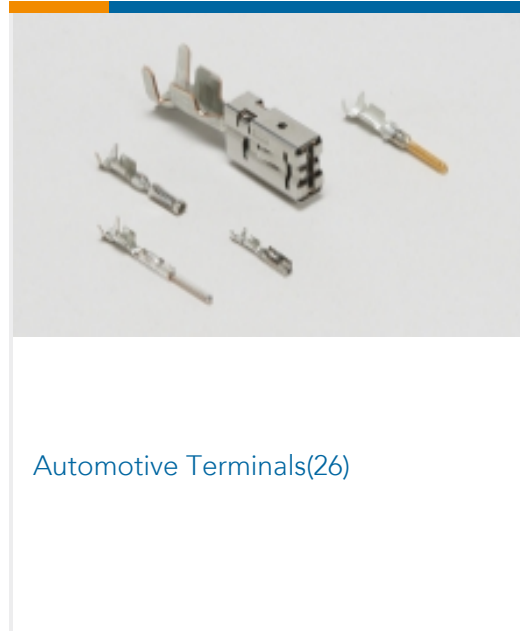
Also in the Series | TH/.025 Connector System




Automotive Connector Caps & Covers
(6)



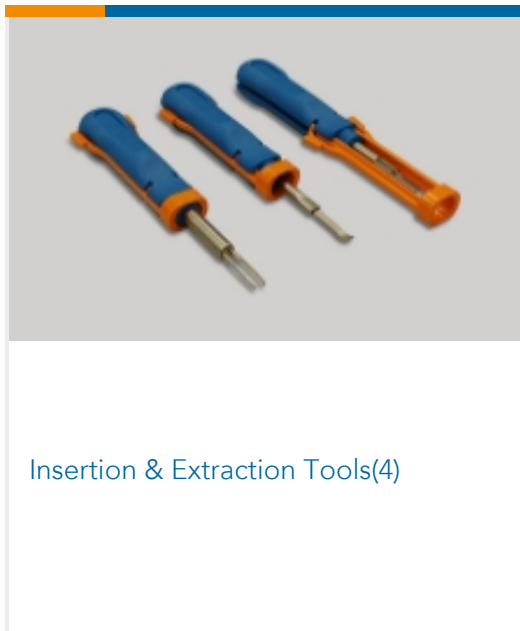
Automotive Housings(223)




Automotive Terminals(26)



Connector Seals & Cavity Plugs(2)



Insertion & Extraction Tools(4)



Other Automotive Connector
Accessories(5)



PCB Headers & Receptacles(163)

Customers Also Bought




TE Part #1473410-1
TH/.025 CONNECTOR SYSTEM,
HOUSING



TE Part #936095-1
MULTILOCK, CONNECTOR HOUSING



TE Part #2324321-1
025 REC CONTACT



TE Part #172132-2
FF 250 PLUG HSG 3P NYLON BLACK



TE Part #2325415-1
40POS,ML .025,REC HSG ASSY,UNSLD



TE Part #346102-2
RING TONGUE 0.5-1.0 MM2 0.6 X 15.2
CUSN



Documents

Product Drawings

025 ECU PLUG HSG ASSY 16P

Japanese

CAD Files

Customer View Model

[ENG_CVM_1318386-1_B.2d_dxf.zip](#)

English

Customer View Model

[ENG_CVM_1318386-1_B.3d_igs.zip](#)

English

Customer View Model

[ENG_CVM_1318386-1_B.3d_stp.zip](#)

English

3D PDF

English

By downloading the CAD file I accept and agree to the [Terms and Conditions](#) of use.

Datasheets & Catalog Pages

TH/.025 Connector Series

English

Product Specifications

Crimping of 025 Receptacle Contact

Japanese

Application Specification

Japanese

Product Environmental Compliance

Product Compliance

English

Product Compliance

English

Instruction Sheets

Instruction Sheet (non U.S.)

English

Instruction Sheet (non U.S.)

English

Instruction Sheet (non U.S.)

Japanese

Instruction Sheet (non U.S.)

Japanese

025 Wire to Wire Connector



Japanese

[Instruction Sheet \(non U.S.\)](#)

Japanese

[025 Wire to Wire Connector](#)

Japanese

[025 G Wire to Wire Connector](#)

Japanese

[Instruction Sheet \(non U.S.\)](#)

Japanese

[025 G Wire to Wire Connector](#)

Japanese

[Instruction Sheet \(non U.S.\)](#)

Japanese

[Instruction Sheet \(non U.S.\)](#)

Japanese