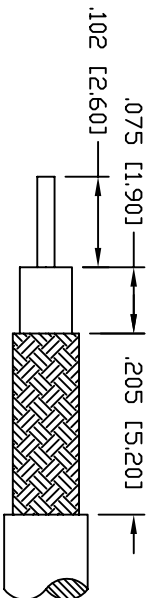
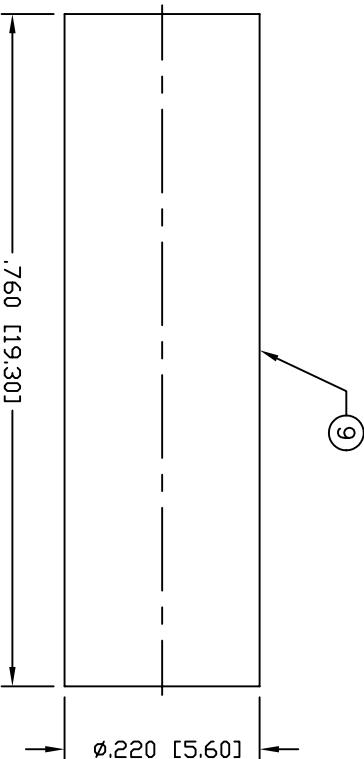
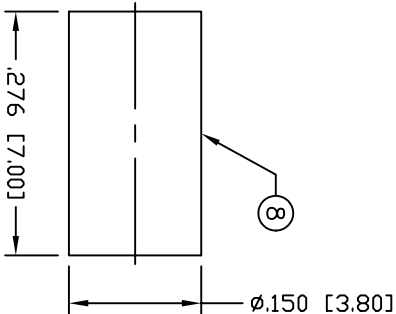
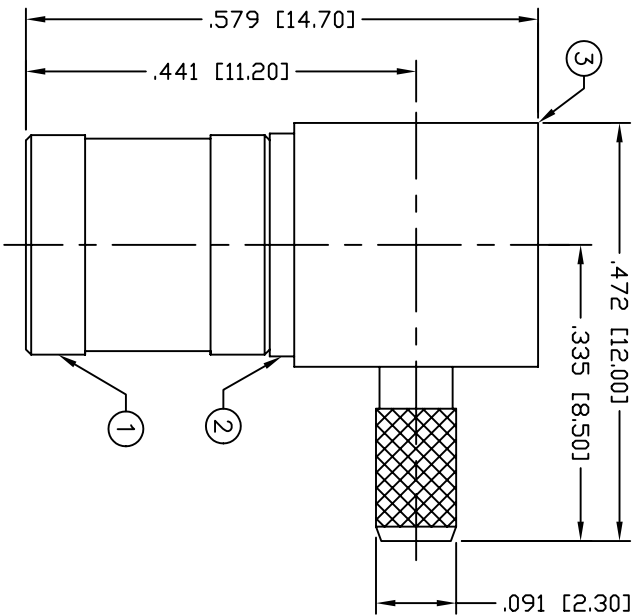
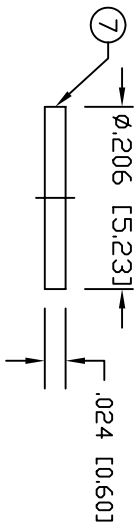


THIS DRAWING CONTAINS INFORMATION PROPRIETARY TO RF INDUSTRIES,  
 ANY UNAUTHORIZED USE OF THIS DRAWING IS EXPRESSLY PROHIBITED  
 WITHOUT WRITTEN PERMISSION FROM RF INDUSTRIES.  
 ANY VIOLATION IS PUNISHABLE UNDER U.S. COPYRIGHT LAWS.



RECOMMENDED  
 CABLE STRIPPING DIM'S

**SPECIFICATIONS:**

IMPEDANCE: 75 OHMS  
 FREQUENCY: DC-4 GHz  
 FOR RG-179/U

ALL DIMENSIONS ARE FOR REFERENCE ONLY

**UNLESS OTHERWISE SPECIFIED:**

1. REMOVE ALL BURRS
2. BREAK ALL CORNERS & EDGES .005 R. MAX.
3. CHAMFER 1ST & LAST THREADS 45°
4. SURFACE ROUGHNESS 63 FINISH MIL-STD-10
5. DIAMETERS ON COMMON CENTERS TO BE CONCENTRIC WITHIN .002 TIR.
6. ALL DIMENSIONS ARE AFTER PLATING.

DIMENSIONS ARE IN INCHES  
 AND [MILLIMETERS]

UNLESS OTHERWISE NOTED  
 TOLERANCES ARE:

DECIMALS

.XXX±.003 [.08]

.XX±.005 [.13]


DIAMETER

.XXX±.001 [.03]

.XX±.003 [.08]

#	DESCRIPTION	QTY	MATRL	FINISH	APPROVALS	DATE
1	COUPLING NUT	1	BRASS	GOLD, 3 MICRO	008974	
2	BODY	1	BRASS	GOLD, 3 MICRO		
3	FERRULE STUD	1	BRASS	GOLD, 3 MICRO		
4	INSULATOR	1	PTFE	---		
5	CONTACT	1	Be. Cu.	GOLD, 30 MICRO		
6	RETAINING RING	1	Be. Cu.	---		
7	END NUT	1	BRASS	GOLD		
8	FERRULE	1	COPPER	GOLD, 3 MICRO		
9	HEAT SHRINK	1	---	---		
10						
11						
12						
13						
14						

APPROVALS	DATE
DRAWN C. ZUNIGA	8/3/00
CHECKED	
ORU DRAWN C. ZUNIGA	3/25/99



**RF Connectors**  
 DIVISION OF RF INDUSTRIES, LTD.

7610 MIRAMAR RD  
 SAN DIEGO, CA 92126  
 (858) 549-6340  
 (858) 549-6345 FAX

**SMB, MINI 75 OHM**

RIGHT ANGLE CRIMP PLUG

SIZE	CABLE GROUP	DWG NO.	REV
A	RG-179	RSB-210-1-179	---

SCALE: NTS    CAD FILE    OUTLINE    SHEET 1 OF 1

REV	DESCRIPTION	DWN	DATE	APPROVED
-	ENGINEERING RELEASE	CZS	8/3/00	JDMc

PART NO.	DESCRIPTION
<b>RSB-210-1-179</b>	