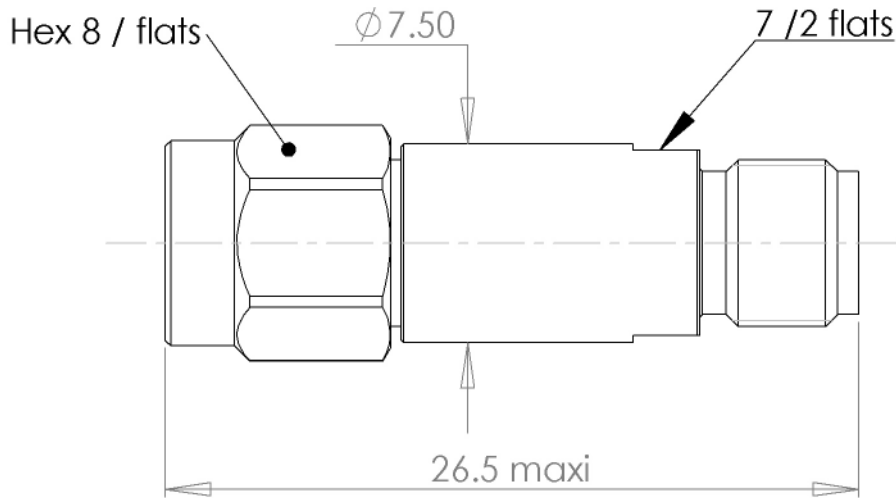
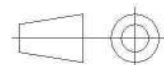
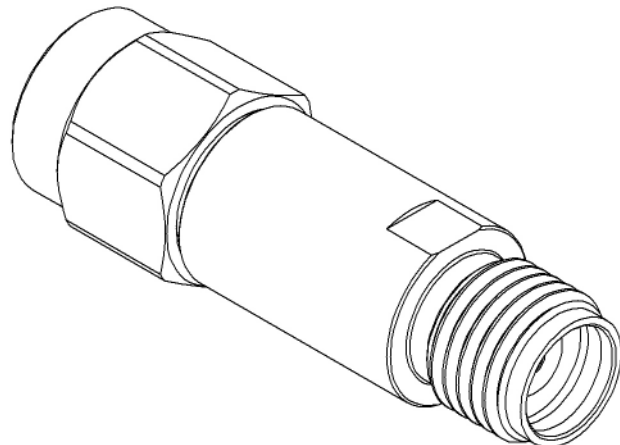


PAGE 1/2	ISSUE 10-08-20D	SERIES ATTENUATOR	PART NUMBER R413302000
----------	-----------------	----------------------	------------------------



Scale 1:1

All dimensions are in mm. Tolerances according ISO 2768 m-H



COMPONENTS	MATERIALS	PLATING (μm)
Body	STAINLESS STEEL	PASSIVATED
Male center contact	BERYLLIUM COPPER	GOLD 1.3 OVER NICKEL2
Female center contact	BERYLLIUM COPPER	GOLD 1.3 OVER NICKEL2
Outer contact	STAINLESS STEEL	PASSIVATED
Insulator	-	
Gasket	SILICONE RUBBER	
Substrate	ALUMINA	
Resistor	THIN FILM	
Others parts		

PAGE 2/2	ISSUE 10-08-20D	SERIES ATTENUATOR	PART NUMBER R413302000
----------	-----------------	----------------------	------------------------

ELECTRICAL CHARACTERISTICS

Frequency (GHz)	DC - 40
V.S.W.R (≤)	1.60 (1.4 typ.)
Deviation(±dB)	0.8

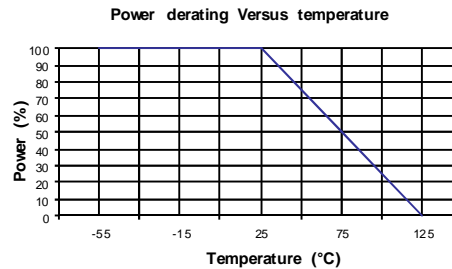
Operating Frequency Range	DC - 40	GHz
Impedance	50	Ω
Nominal Attenuation	2	dB
Peak power at 25°C (1μs, 1%)	100	W
Average power at 25°C	2	W (Free Air Cooled)
		W (Conduction Cooled)

MECHANICAL CHARACTERISTICS

Connectors	SMA 2.9	Male Female	MIL-C 39012
Weight	6,58 g		

ENVIRONMENTAL CHARACTERISTICS

Operating temperature range	-55/+125 °C
Storage temperature range	-55/+125 °C



SPECIFICATION

OTHER CHARACTERISTICS