

# 6000 SP Splash Resistant Rocker Switches

16A 250Vac



### Key Features

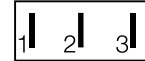
- Ratings up to 20A, 277Vac
- Positive switch action
- Distinctive styling
- Illuminated & nonilluminated
- Single Contact
- Panel cut out: 30.1 x 11.1mm

### Approvals and specifications

- European 16(4)A 250Vac T125, 10A 400Vac T125
- UL = 20A 277Vac, 1 1/2HP 250Vac 1HP 125Vac  
CSA = 20A 277Vac, 1HP 125Vac, 1/2HP 125Vac
- 3mm contact gap with Positive Break switching.  
Call factory for IP details.

### Vary with Function

Approvals & ratings vary with function  
ON OFF Switches - ON when pressed  
over terminals 3.



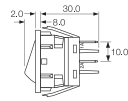
Terminal	Function	Rocker	Body	Body Colour	Rocker Colour	Lamp Voltage
<b>C</b>  6.3 x 0.8 9.7	<b>6000</b>  ON - OFF	<b>A</b> Softline Matt 	<b>L</b> Panel cut-out ** Bezel  30.0/30.1 31.5 14.0 R2.0 11.0/11.1 Cut-outs must be punched in the direction of insertion	<b>B</b> Black          <b>W</b> White	Lit (DP)  <b>A</b> Amber   <b>C</b> Clear   <b>G</b> Green   <b>R</b> Red   Lit (DP)  <b>B</b> Black   <b>R</b> Red   <b>W</b> White	Blank    <b>2</b> 125V Neon    <b>3</b> 250V Neon    <b>5</b> 12Vdc LED (P Rocker)    <b>6</b> 24Vdc LED (P Rocker)    <b>7</b> 12V Filament    <b>8</b> 24Vdc Filament
	<b>6001</b>  ON - OFF (momentary ON)					
<b>H</b>  4.8 x 0.8 9.7	<b>6002</b>  ON - OFF (momentary OFF)	<b>A</b> Softline Matt 	(Same as above)	(Same as above)	(Same as above)	(Same as above)
	<b>6003</b>  ON - OFF Lit					
<b>S</b>  4.8 x 0.8 9.7  Screw & Clamp N/A for assemblies with 3 terminals	<b>6008</b>  ON - OFF Lit (Unswitched neutral)	<b>P</b> Lit window Matt 	(Same as above)	(Same as above)	(Same as above)	(Same as above)
	<b>6009</b>  ON - OFF (momentary ON) Lit (Unswitched neutral)					
	<b>6010</b>  ON - ON					
	<b>6011</b>  ON - ON (momentary 1 side)					

## Integral Splash Resistance




Current carrying parts are protected from moisture. Droplets which may enter the switch are channelled out through ports in the switch body. For IP65 see options below

## Dimensions



**Panel thickness**  
L 0.75 to 2.5mm  
\*\* For cut-out details on momentary switches call sales

Legend	Legend Colour	Options
Blank	Blank	<b>G74</b> Protective Cover
<b>1223</b>	<b>B</b> Black	<p><b>Finish</b> Matt is standard.</p> <p><b>Colour</b> Call sales for custom colours. A full range is available for large orders.</p> <p><b>Legend printing</b> Select from the examples or call sales for custom legends.</p> <p><b>Lamp voltage</b> Call sales for details.</p> <p><b>Protective cover</b> A snap on cover is available (add G after body code), this reduces panel thickness by 2mm.</p>  <p>Panel sealing washer W46 is available, this reduces panel thickness by 1.2mm.</p> <p>Covers are not suitable for momentary types. For all options call the factory</p>
	<b>W</b> White	

## Examples



☐ C6000AL - - -



☐ C6000AL - - -



☐ C6010AL - - -



☐ C6003AL - - -



☐ C6003PL - - -



☐ C6030AL - - -