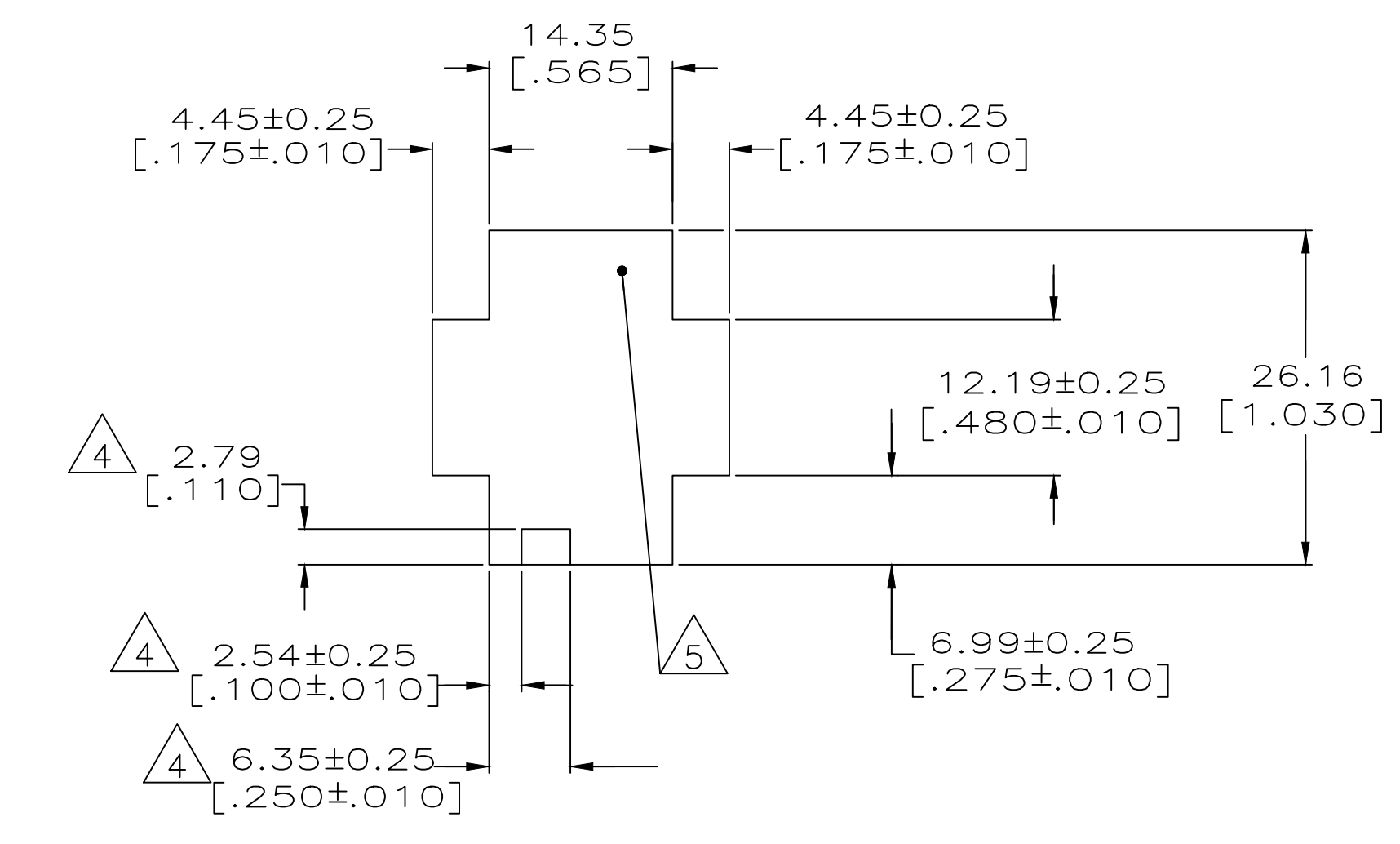
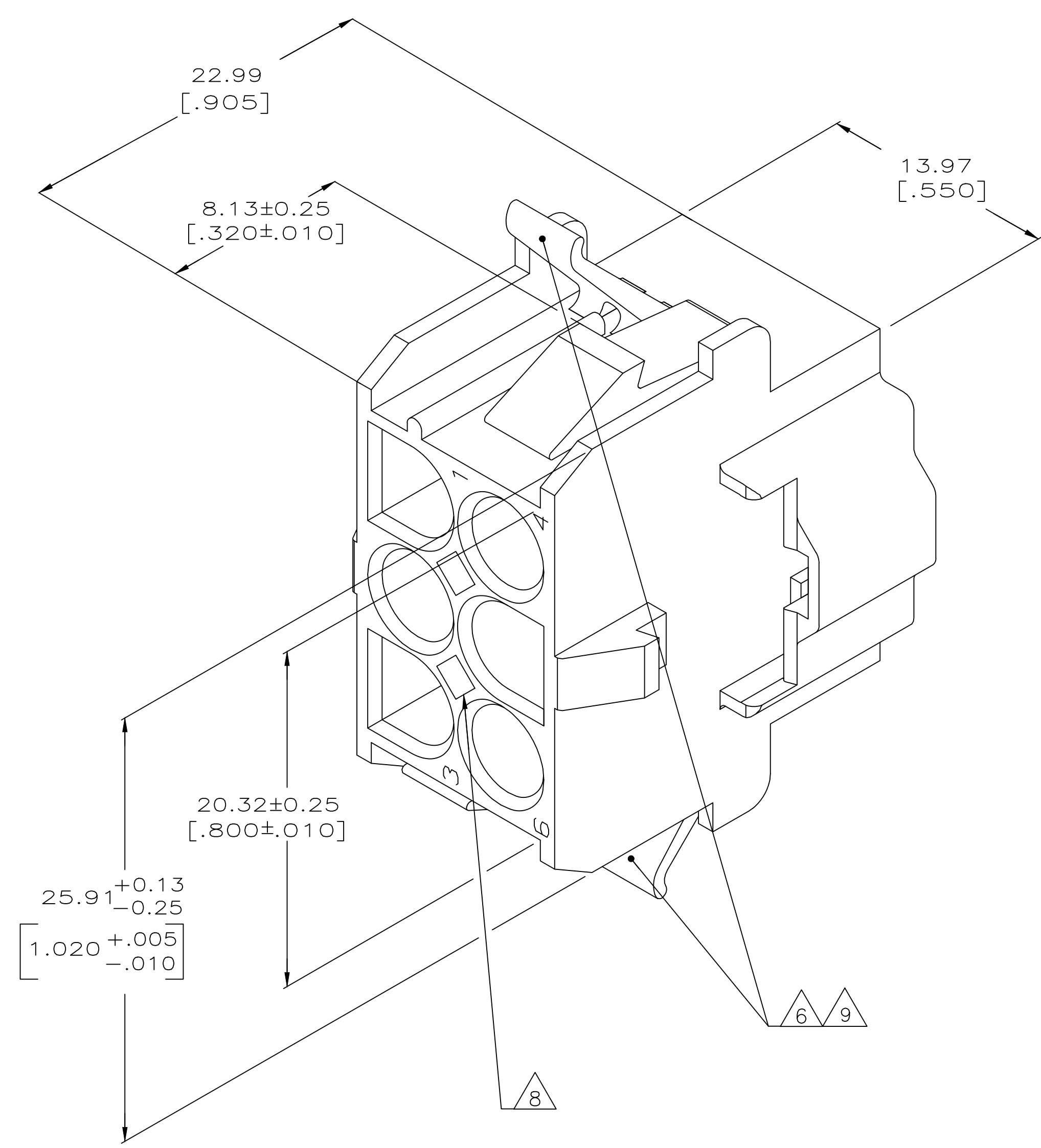
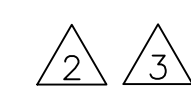


REVISIONS				
REV	DATE	BY	CHK	APP'D
K2	11SEP2017	HC		KR

- 1 MUST BE ASSEMBLED WITH CAP REAR P/N 770052-1 BEFORE MATING. KIT P/N IS 770027-1.
- 2 RECOMMENDED PANEL THICKNESS 0.76-2.29 [.030-.090].
- 3 PANEL MUST BE PUNCHED SO THAT THE HOUSING ENTERS THE PANEL IN THE SAME DIRECTION AS THE PUNCH.
- 4 OPTIONAL FOR KEYING HOUSING IN PANEL.
- 5 CIRCUIT NUMBER 1 LOCATION.
- 6 AMP LOGO LOCATED ONCE ON ANY INDICATED SURFACE FARSIDE.
- 7. DIMENSIONS SHOWN REPRESENT PRODUCT IN DRY, AS MOLDED, CONDITION. ADDITIONAL 2% GROWTH DUE TO SUBSEQUENT MOISTURE ABSORPTION MAY OCCUR AND SHOULD BE ACCOUNTED FOR.
- 8 OPTIONAL CONSTRUCTION PROVIDES ROUND MATERIAL REDUCTION CORING HOLES.
- 9 CSA LOGO LOCATED ONCE ON ANY INDICATED SURFACE



RECOMMENDED PANEL CUTOUT (HOUSING ENTRY SIDE) SCALE 2:1



770051-1
PART NUMBER

THIS DRAWING IS A CONTROLLED DOCUMENT.		DWN: K. SALMON 1-15-92	TE Connectivity	
DIMENSIONS: mm [INCHES]		CHK: R. SWING 1-15-92		
TOLERANCES UNLESS OTHERWISE SPECIFIED:		APVD: M. TRULL 1-16-92	NAME: CAP FRONT, 6 CIRCUIT, UNIVERSAL MATE-N-LOK	
0 PLC ± -	1 PLC ± -	PRODUCT SPEC	SIZE: A1	
2 PLC ± 0.25 [.010]	3 PLC ± -	APPLICATION SPEC	CAGE CODE: 00779	
4 PLC ± -	ANGLES ± -	RESTRICTED TO	DRAWING NO: C=770051	
MATERIAL: NYLON,UL94V-0,	FINISH: -	WEIGHT: 0.000000	SCALE: 5:1	
CUSTOMER DRAWING		SHEET 1 OF 1		REV: K2