

## Surge protection device - TT-SLKK5/ 60DC - 2794929

Please be informed that the data shown in this PDF Document is generated from our Online Catalog. Please find the complete data in the user's documentation. Our General Terms of Use for Downloads are valid (<http://phoenixcontact.com/download>)



Modular terminal block with varistor as surge voltage protection between clamping connector and DIN rail, separate ground connection, nominal voltage: 60 V DC, mounting on NS 35/7.5, terminal width: 6.2 mm, terminal height: 69 mm

The illustration shows version TT-SLKK5/ 12 DC



### Key commercial data

Packing unit	1 pc
Weight per Piece (excluding packing)	26.0 GRM
Custom tariff number	85363030
Country of origin	Germany

### Technical data

#### Dimensions

Height	69.5 mm
Width	6.2 mm
Length	66.5 mm

#### Ambient conditions

Ambient temperature (operation)	-40 °C ... 85 °C
Degree of protection	IP20

#### General

Housing material	PA
Inflammability class according to UL 94	V2
Color	black
Mounting type	DIN rail: 35 mm
Type	Single-level terminal block – separate PE connection
Direction of action	Line-Earth Ground

## Surge protection device - TT-SLKK5/ 60DC - 2794929

### Technical data

#### Protective circuit

IEC test classification	C1
	C2
	C3
VDE requirement class	C1
	C2
	C3
Nominal voltage $U_N$	60 V DC
Maximum continuous operating voltage $U_C$	85 V DC
	60 V AC
Maximum continuous voltage $U_C$ (wire-ground)	85 V DC
	60 V AC
Nominal current $I_N$	32 A (50 °C)
Operating effective current $I_C$ at $U_C$	$\leq 15 \mu\text{A}$
Residual current $I_{PE}$	$\leq 15 \mu\text{A}$
Nominal discharge current $I_n$ (8/20) $\mu\text{s}$ (Core-Earth)	2 kA
Total surge current (8/20) $\mu\text{s}$	6.5 kA
Max. discharge current $I_{max}$ (8/20) $\mu\text{s}$ maximum (Core-Earth)	6.5 kA
Nominal pulse current $I_{an}$ (10/1000) $\mu\text{s}$ (Core-Earth)	75 A
Output voltage limitation at 1 kV/ $\mu\text{s}$ (Core-Earth) spike	$\leq 170 \text{ V}$
Output voltage limitation at 1 kV/ $\mu\text{s}$ (Core-Earth) static	$\leq 155 \text{ V}$
Residual voltage at $I_n$ , (conductor-ground)	$\leq 265 \text{ V}$
Response time $t_A$ (Core-Earth)	$\leq 25 \text{ ns}$
Cut-off frequency $f_g$ (3 dB), asym. (PE) in 150 Ohm system	typ. 700 kHz

#### Connection data

Connection method	Screw connection
Connection type IN	Screw terminal blocks
Connection type OUT	Screw terminal blocks
Screw thread	M3
Tightening torque	0.5 Nm
Stripping length	8 mm
Conductor cross section stranded min.	0.2 mm <sup>2</sup>
Conductor cross section stranded max.	4 mm <sup>2</sup>
Conductor cross section solid min.	0.2 mm <sup>2</sup>
Conductor cross section solid max.	4 mm <sup>2</sup>
Conductor cross section AWG/kcmil min.	24
Conductor cross section AWG/kcmil max	12

# Surge protection device - TT-SLKK5/ 60DC - 2794929

## Technical data

### Standards and Regulations

Standards/regulations	IEC 61643-21
-----------------------	--------------

## Classifications

### eCl@ss

eCl@ss 4.0	27140201
eCl@ss 4.1	27130801
eCl@ss 5.0	27130801
eCl@ss 5.1	27130801
eCl@ss 6.0	27130807
eCl@ss 7.0	27130807
eCl@ss 8.0	27130807

### ETIM

ETIM 2.0	EC000943
ETIM 3.0	EC000943
ETIM 4.0	EC000943
ETIM 5.0	EC000943

### UNSPSC

UNSPSC 6.01	30212010
UNSPSC 7.0901	39121610
UNSPSC 11	39121610
UNSPSC 12.01	39121610
UNSPSC 13.2	39121620

## Approvals

### Approvals

---

#### Approvals

CSA / UL Recognized / cUL Recognized / cULus Recognized

---

#### Ex Approvals


---


#### Approvals submitted


# Surge protection device - TT-SLKK5/ 60DC - 2794929

## Approvals

### Approval details

CSA 	
mm <sup>2</sup> /AWG/kcmil	28-12
Nominal current I <sub>N</sub>	34 A
Nominal voltage U <sub>N</sub>	60 V

UL Recognized 	
mm <sup>2</sup> /AWG/kcmil	26-10
Nominal current I <sub>N</sub>	30 A
Nominal voltage U <sub>N</sub>	60 V

cUL Recognized 	
mm <sup>2</sup> /AWG/kcmil	26-12
Nominal current I <sub>N</sub>	30 A
Nominal voltage U <sub>N</sub>	60 V

cULus Recognized 	
--	--

## Drawings

## Surge protection device - TT-SLKK5/ 60DC - 2794929

Circuit diagram

