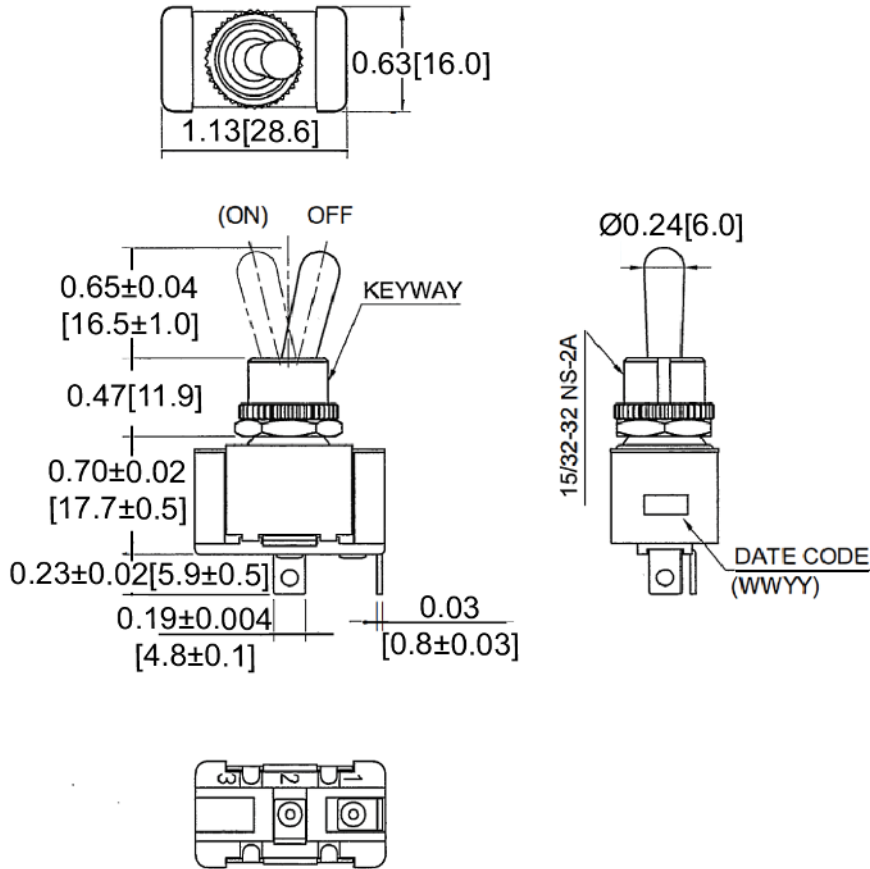
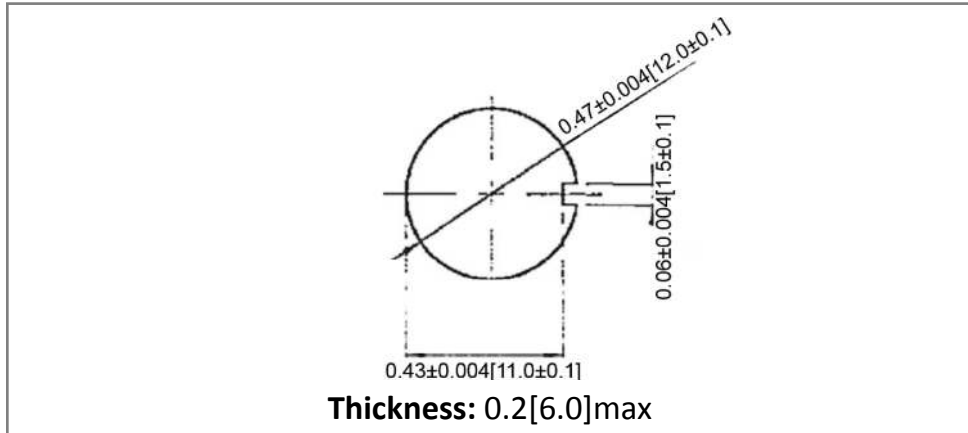


Mechanical Dimensions: Inches [mm]

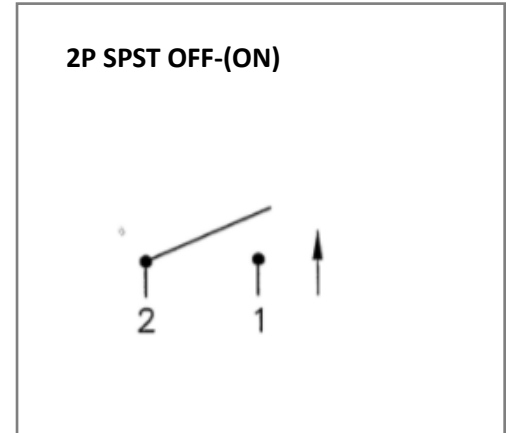
Tolerances ± 0.012 [0.3] Unless Otherwise Specified



Mounting Hole



Circuit Diagram



Electrical Specifications

| | |
|------------------------------|---|
| Rating | 20A 125V AC, 10A 277V AC, 3/4HP 125-250V AC 12(4)A 125/250V AC |
| Contact Resistance | 50m ohm Max |
| Insulation Resistance | DC 500V 100M ohm Min |
| Dielectric Strength | AC 1500V 1 minute |
| Operation Temperature | -20°C ~ 85°C |

Material Specifications

| | |
|------------------------|------------------|
| Operation Force | 1100gf ± 400 gf |
| | 1 hex nut assy |
| | 1 knurl nut assy |

| Rev | Date of issue | Revision Notes | Designed | Approved |
|------------|----------------------|-----------------------|-----------------|-----------------|
| B | 11-30-2021 | Initial Drawing | RC | OF |