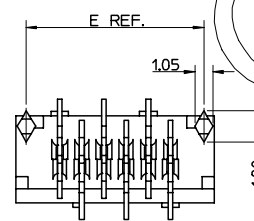


| PART NUMBER | NUMBER OF CIRCUITS | DIM A | DIM B | DIM C | DIM E |
|-------------|--------------------|-------|-------|-------|-------|
| 91820-**04  | 4                  | 8.86  | 3.81  | 6.11  | 7.66  |
| 91820-**06  | 6                  | 11.40 | 6.35  | 8.65  | 10.20 |
| 91820-**08  | 8                  | 13.94 | 8.89  | 11.19 | 12.74 |
| 91820-**10  | 10                 | 16.48 | 11.43 | 13.73 | 15.28 |
| 91820-**12  | 12                 | 19.02 | 13.97 | 16.27 | 17.82 |
| 91820-**14  | 14                 | 21.56 | 16.51 | 18.81 | 20.36 |
| 91820-**16  | 16                 | 24.10 | 19.05 | 21.35 | 22.90 |
| 91820-**18  | 18                 | 26.64 | 21.59 | 23.89 | 25.44 |
| 91820-**20  | 20                 | 29.18 | 24.13 | 26.43 | 27.98 |
| 91820-**22  | 22                 | 31.72 | 26.67 | 28.97 | 30.52 |
| 91820-**24  | 24                 | 34.26 | 29.21 | 31.51 | 33.06 |
| 91820-**26  | 26                 | 36.80 | 31.75 | 34.05 | 35.60 |

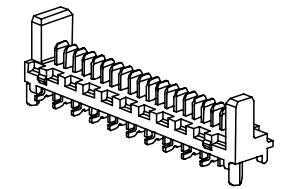


91820-\*\*\*\*

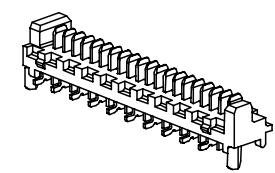
CIRCUIT SIZE  
04 TO 26 (4 TO 26CKT)

| PCB PEGS | TUBE PACKED | TAPE & REEL PACKED | DIM D | VERSION            |
|----------|-------------|--------------------|-------|--------------------|
| 0        | YES         | YES                | 6.40  | STANDARD HEADER    |
| 2        | YES         | NO                 |       |                    |
| 3        | NO          | YES                |       |                    |
| 5        | NO          | NO                 | 4.10  | LOW-PROFILE HEADER |
| 6        | NO          | YES                |       |                    |
| 7        | NO          | NO                 |       |                    |
| 8        | YES         | YES                |       |                    |
| 9        | YES         | NO                 |       |                    |

0 - TIN VERSION  
3 - GOLD VERSION



STANDARD HEADER  
Scale 3:1



LOW-PROFILE HEADER  
Scale 3:1

NOTES:

- MATERIALS:  
HOUSING: PCT 30% GLASS FILL, UC94 V-0, COLOUR: BLACK.  
TERMINAL: CARTRIDGE BRASS 0.28 REF. THICK.
- PLATING:  
TIN VERSION: 3um TIN MIN. OVER NICKEL.  
GOLD VERSION: 0.76um SELECTIVE GOLD MIN. AND 0.10um GOLD FLASH MIN. OVER NICKEL.
- CONFORMS TO PRODUCT SPECIFICATION PS-99020-0011.
- FOR TAPE AND REEL PACKAGING SEE PK-91820-001.
- FOR TUBE PACKAGING SEE PK-91820-002.
- PCB PEGS ARE OPTIONAL.
- ALL SMT TAILS LIE WITHIN A COPLANARITY BAND OF 0.00 TO 0.10.
- COLOUR VARIATION MAY BE VISIBLE ON THE HOUSING SURFACES.
- MATES WITH MOLEX 90327 & 91935 SERIES.
- RECOMMENDED PCB LAYOUT SHOWN ON SHEET 2.

|  |                          |  |   |  |              |                        |
|--|--------------------------|--|---|--|--------------|------------------------|
| OBSOLETE<br>E.C. NO: E2008-0123<br>DRAWN: JDENNEHY 2007/10/04<br>CHKD: DMORLARTY 2007/10/02<br>APPR: JDENNEHY 2007/10/03<br>REV: | QUALITY SYMBOLS          | GENERAL TOLERANCES (UNLESS SPECIFIED)  | DIMENSION STYLE   | SCALE  | DESIGN UNITS | THIRD ANGLE PROJECTION |
|  | $\nabla=0$<br>$\nabla=0$ | mm INCH<br>4 PLACES ± --- ± ---<br>3 PLACES ± --- ± ---<br>2 PLACES ± 0.15 ± ---<br>1 PLACE ± 0.25 ± ---<br>ANGULAR ± 5° | MM ONLY   | 5:1  | METRIC       |                        |
|  | DESCRIPTION              |  | DRAWN BY DATE   | TITLE  |              |                        |
|  |                          |  | GMC/SWEENEY 2005/07/14  | PICOFLEX SMT HEADER ASSEMBLY ROHS COMPATIBLE |              |                        |
|  |                          |  | JDENNEHY 2005/07/15   | MOLEX INCORPORATED                           |              |                        |
|  |                          | JDENNEHY 2005/07/15  | MATERIAL NO.  | DOCUMENT NO.                                 | SHEET NO.    |                        |
|  |                          |  | SEE CHART   | SD-91820-001                                 | 1 OF 2       |                        |
|  |                          |  | THIS DRAWING CONTAINS INFORMATION THAT IS PROPRIETARY TO MOLEX INCORPORATED AND SHOULD NOT BE USED WITHOUT WRITTEN PERMISSION |  |              |                        |

| PART NUMBER | NUMBER OF CIRCUITS | DIM B | DIM E | DIM F |
|-------------|--------------------|-------|-------|-------|
| 91820-***04 | 4                  | 3.81  | 7.66  | 3.83  |
| 91820-***06 | 6                  | 6.35  | 10.20 | 5.10  |
| 91820-***08 | 8                  | 8.89  | 12.74 | 6.37  |
| 91820-***10 | 10                 | 11.43 | 15.28 | 7.64  |
| 91820-***12 | 12                 | 13.97 | 17.82 | 8.91  |
| 91820-***14 | 14                 | 16.51 | 20.36 | 10.18 |
| 91820-***16 | 16                 | 19.05 | 22.90 | 11.45 |
| 91820-***18 | 18                 | 21.59 | 25.44 | 12.72 |
| 91820-***20 | 20                 | 24.13 | 27.98 | 13.99 |
| 91820-***22 | 22                 | 26.67 | 30.52 | 15.26 |
| 91820-***24 | 24                 | 29.21 | 33.06 | 16.53 |
| 91820-***26 | 26                 | 31.75 | 35.60 | 17.80 |



**RECOMMENDED PCB LAYOUT FOR TRANSITION FIT WITH PCB PEGS:**

HEADER VERSIONS 91820-\*\*\*04/ -\*\*\*06/ -\*\*\*08/ -\*\*\*10/ -\*\*\*12/ -\*\*\*14/ -\*\*\*16/ -\*\*\*18/ -\*\*\*20/ -\*\*\*22/ -\*\*\*24/ -\*\*\*26/  
 VIEWED FROM COMPONENT SIDE.  
 PCB THICKNESS = 1.60 ± 0.14



**RECOMMENDED PCB LAYOUT FOR HEADERS WITHOUT PCB PEGS:**

HEADER VERSIONS 91820-\*\*\*3/ -\*\*\*5/ -\*\*\*6/ -\*\*\*7/  
 VIEWED FROM COMPONENT SIDE.  
 PCB THICKNESS = 1.60 ± 0.14



**RECOMMENDED PCB LAYOUT FOR CLEARANCE FIT WITH PCB PEGS:**

HEADER VERSIONS 91820-\*\*\*04/ -\*\*\*06/ -\*\*\*08/ -\*\*\*10/ -\*\*\*12/ -\*\*\*14/ -\*\*\*16/ -\*\*\*18/ -\*\*\*20/ -\*\*\*22/ -\*\*\*24/ -\*\*\*26/  
 VIEWED FROM COMPONENT SIDE.  
 PCB THICKNESS = 1.60 ± 0.14

| <b>SEE SHEET 1</b><br>EEC NO: E2008-0123<br>DRAWN: JDENNEHY 2007/10/04<br>CHKD: DMORLARTY 2007/10/02<br>APPR: JDENNEHY 2007/10/03<br>REV DESCRIPTION   | QUALITY SYMBOLS<br>▽=0<br>▽=0                                      | GENERAL TOLERANCES (UNLESS SPECIFIED)<br><table border="1"> <tr><th></th><th>mm</th><th>INCH</th></tr> <tr><td>4 PLACES</td><td>± .15</td><td>± .005</td></tr> <tr><td>3 PLACES</td><td>± .10</td><td>± .004</td></tr> <tr><td>2 PLACES</td><td>± 0.15</td><td>± .006</td></tr> <tr><td>1 PLACE</td><td>± 0.25</td><td>± .010</td></tr> </table> ANGULAR ± 5° |      | mm | INCH | 4 PLACES | ± .15 | ± .005 | 3 PLACES | ± .10 | ± .004 | 2 PLACES | ± 0.15 | ± .006 | 1 PLACE | ± 0.25 | ± .010 | DIMENSION STYLE<br><b>MM ONLY</b><br>DRAWN BY DATE<br>GMCSWEENEY 2005/07/14<br>CHECKED BY DATE<br>JDENNEHY 2005/07/15<br>APPROVED BY DATE<br>JDENNEHY 2005/07/15 | SCALE<br><b>5:1</b><br>DESIGN UNITS<br><b>METRIC</b><br>THIRD ANGLE PROJECTION |
|--|--|---|------|----|------|----------|-------|--------|----------|-------|--------|----------|--------|--------|---------|--------|--------|--|--|
|  |  | mm  | INCH |    |      |          |       |        |          |       |        |          |        |        |         |        |        |  |  |
| 4 PLACES   | ± .15  | ± .005  |      |    |      |          |       |        |          |       |        |          |        |        |         |        |        |  |  |
| 3 PLACES   | ± .10  | ± .004  |      |    |      |          |       |        |          |       |        |          |        |        |         |        |        |  |  |
| 2 PLACES   | ± 0.15   | ± .006  |      |    |      |          |       |        |          |       |        |          |        |        |         |        |        |  |  |
| 1 PLACE  | ± 0.25   | ± .010  |      |    |      |          |       |        |          |       |        |          |        |        |         |        |        |  |  |
| DRAFT WHERE APPLICABLE MUST REMAIN WITHIN DIMENSIONS<br>SEE CHART<br>THIS DRAWING CONTAINS INFORMATION THAT IS PROPRIETARY TO MOLEX INCORPORATED AND SHOULD NOT BE USED WITHOUT WRITTEN PERMISSION | MATERIAL NO.<br>MOLEX INCORPORATED<br>DOCUMENT NO.<br>SD-91820-001 | SHEET NO.<br><b>2 OF 2</b>  |      |    |      |          |       |        |          |       |        |          |        |        |         |        |        |  |  |