



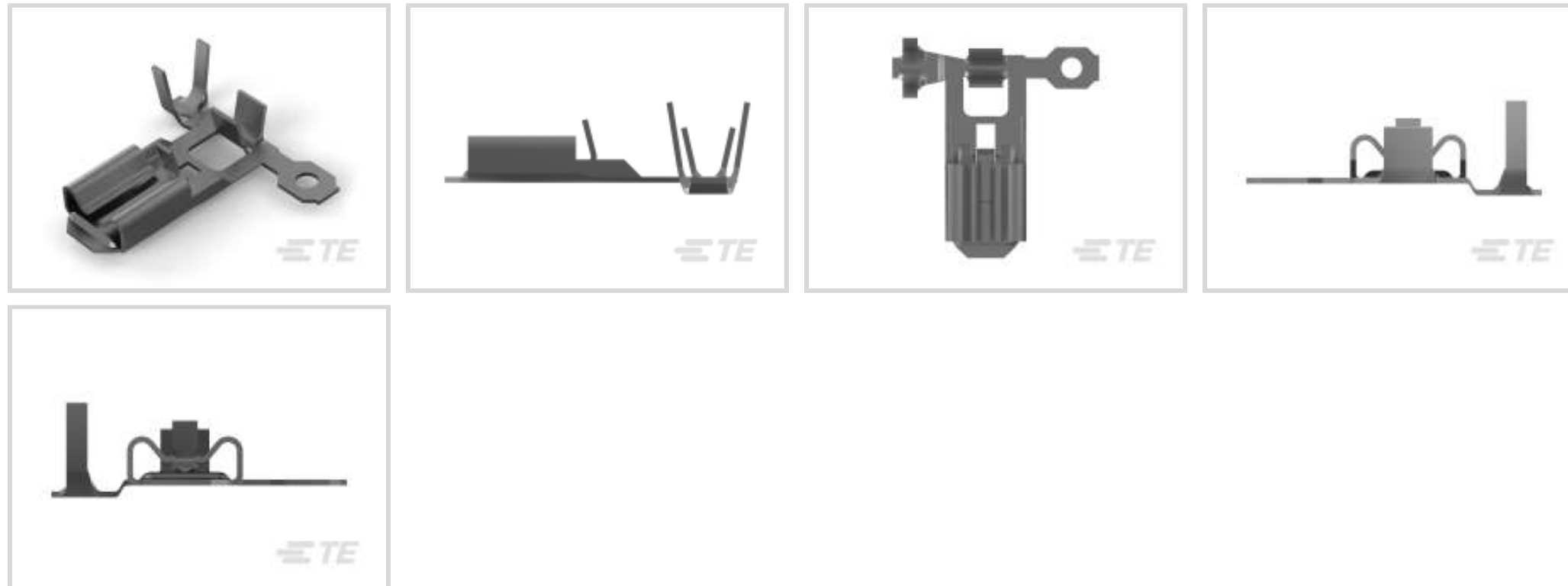
Positive Lock | Positive Lock 250

TE Internal #: 936604-1

Quick Disconnects, Receptacle, 18 – 14 AWG Wire Size, .82 – 2.08 mm<sup>2</sup> Wire Size, Mating Tab Width 6.35 mm [.25 in], Flag, Brass, Positive Lock 250

[View on TE.com >](#)

Terminals & Splices > Quick Disconnects



Quick Disconnect Terminal Type: **Receptacle**

Wire Size: **.82 – 2.08 mm<sup>2</sup>**

Mating Tab Width: **6.35 mm [.25 in]**

Mating Tab Thickness: **.8 mm [.031 in]**

### Features

#### Configuration Features

Connection Capacity	Single
Compatible With Wire & Cable Type	Discrete Wire

#### Contact Features

Quick Disconnect Terminal Type	Receptacle
Mating Tab Width	6.35 mm [.25 in]
Mating Tab Thickness	.8 mm [.031 in]
Terminal Orientation	Flag
Contact Base Material	Brass
Terminal Plating Material	Tin
Crimp Type	F-Crimp
Barrel Type	Open

#### Termination Features

Product Terminates To	Wire & Cable
-----------------------	--------------

#### Mechanical Attachment

--	--



Wire Insulation Support	With
-------------------------	------

### Dimensions

Terminal Material Thickness	.41 mm[.016 in]
Product Length	21 mm[.827 in]
Compatible Insulation Diameter Range	2.11 – 3.5 mm[.083 – .137 in]
Wire Size	.82 – 2.08 mm <sup>2</sup>

### Usage Conditions

Insulation Option	Uninsulated
Operating Temperature Range	-40 – 105 °C[-40 – 221 °F]

### Packaging Features

Packaging Quantity	2000
Packaging Method	Reel

### Other

Line	FASTON .250
------	-------------

## Product Compliance

[For compliance documentation, visit the product page on TE.com>](#)

EU RoHS Directive 2011/65/EU	Compliant
EU ELV Directive 2000/53/EC	Compliant
China RoHS 2 Directive MIIT Order No 32, 2016	No Restricted Materials Above Threshold
EU REACH Regulation (EC) No. 1907/2006	Current ECHA Candidate List: JUNE 2023 (235) Candidate List Declared Against: JAN 2023 (233) Does not contain REACH SVHC
Halogen Content	Low Halogen - Br, Cl, F, I < 900 ppm per homogenous material. Also BFR/CFR/PVC Free
Solder Process Capability	Not applicable for solder process capability

#### Product Compliance Disclaimer

This information is provided based on reasonable inquiry of our suppliers and represents our current actual knowledge based on the information they provided. This information is subject to change. The part numbers that TE has identified as EU RoHS compliant have a maximum concentration of 0.1% by weight in homogenous materials for lead, hexavalent chromium, mercury, PBB, PBDE, DBP, BBP, DEHP, DIBP, and 0.01% for cadmium, or qualify for an exemption to these limits as defined in the Annexes of Directive 2011/65/EU (RoHS2). Finished electrical and electronic equipment products will be CE marked as required by Directive 2011/65/EU. Components may not be CE marked. Additionally, the part numbers that TE has identified as EU ELV compliant have a maximum concentration of 0.1% by weight in homogenous materials for lead, hexavalent chromium, and mercury, and 0.01% for cadmium, or qualify for an exemption to these limits

as defined in the Annexes of Directive 2000/53/EC (ELV). Regarding the REACH Regulation, the information TE provides on SVHC in articles for this part number is based on the latest European Chemicals Agency (ECHA) 'Guidance on requirements for substances in articles' posted at this URL: <https://echa.europa.eu/guidance-documents/guidance-on-reach>

## Compatible Parts



TE Part # 1743206-1  
POSITIVE LOCK 250 RECEPTACLE



TE Part # 1743206-2  
POSITIVE LOCK 250 RECEPTACLE



TE Part # 85091-1  
250 HSG. PL MKII FLAG REC. 10mm  
2P NAT



TE Part # 2-2150668-1  
OC-PA-E-FM-110F180F-001-0059




TE Part # 2-2150668-2  
OC-PA-E-FA-110F180F-001-0059



TE Part # 2150668-1  
OC-AT-E-FM-110F180F-001-0059




TE Part # 2150668-2  
OC-AT-E-FA-110F180F-001-0059



TE Part # 7-2150668-7  
OCEAN-110F180F-  
CRIMP TOOLING KIT

## Also in the Series | Positive Lock 250



Automotive Terminals(1)




Crimp Terminal Housings(193)



Insertion & Extraction Tools(3)



Insulation Boots & Sleeves(4)



Quick Disconnects(186)

## Customers Also Bought



## Documents

### Product Drawings

[PL 250 FLAG REC 18-14AWG 0.40X28.0 PTPBR](#)

English

### CAD Files

[3D PDF](#)

3D

Customer View Model

[ENG\\_CVM\\_CVM\\_936604-1\\_O.2d\\_dxf.zip](#)

English

Customer View Model

[ENG\\_CVM\\_CVM\\_936604-1\\_O.3d\\_igs.zip](#)

English

Customer View Model

[ENG\\_CVM\\_CVM\\_936604-1\\_O.3d\\_stp.zip](#)

English

By downloading the CAD file I accept and agree to the [Terms and Conditions](#) of use.

### Product Specifications



### Application Specification

English

---

### Agency Approvals

#### UL Report

English